

Completing the California Dream Act Application (CADAA):

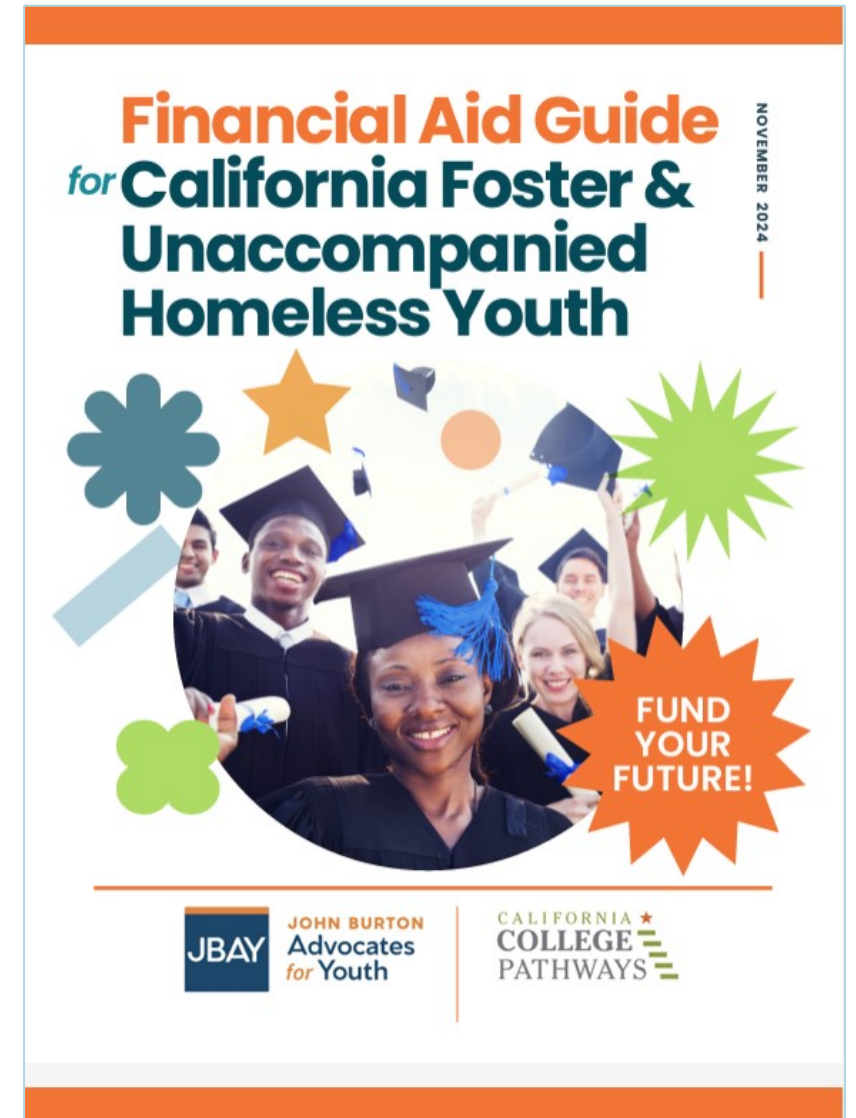
A Visual Guide For Youth with Experience in Foster Care or Homelessness

This Guide is intended to complement the *Financial Aid Guide for California Foster and Unaccompanied Homeless Youth* with screen shots of the online California Dream Act Application (CADAA) and detailed step-by-step instructions for youth who have experienced foster care or homelessness.

Please refer to the full Guide for information on the different types of financial aid, what to do after completing the CADAA, and how to maintain financial aid.

While this guide strives to be as accurate as possible, information may change, and errors may occur. Errors can be reported to info@jbay.org.

jbay.org/resources/financial-aid-guide



Who Should Use This Guide

This guide is intended for youth who have experienced foster care or homelessness in California who qualify for “Independent Student Status” on the CADAA. Students who do not qualify for “Independent Student Status,” will need to provide financial information about their parent(s). Information about providing parental information is not included in this guide.

Students who do not qualify as homeless but who cannot obtain parental information can request an exemption for unusual circumstances such as an abusive family, parental incarceration or when parents’ whereabouts are unknown (see section 4(c)). Note that circumstances such as parents not providing financial support or being unwilling to provide information on the CADAA do not alone qualify as unusual circumstances.

If a student is a U.S. Citizen or eligible noncitizen,* they should fill out the Free Application for Federal Student Aid (FAFSA) instead of the CADAA to qualify for both state and federal aid. A Visual Guide to the FAFSA is available at jbay.org/resources/financial-aid-guide.

*See <https://studentaid.gov/understand-aid/eligibility/requirements/non-us-citizens> for details

Table of Contents

1. What to Know Before You Apply
2. Verifying Eligibility
3. Creating an Account
4. Personal Identifiers
5. Student Personal Circumstances
 - a) Current and Former Foster Youth
 - b) Unaccompanied Homeless Youth
 - c) Unusual Circumstances
6. Student Demographics
7. Student Financials
8. College Selection
9. AB 540 Affidavit
10. Review and Signature
11. After the CADAA
12. Resources

1. What to Know Before You Apply

What is the CADAA?

- The CADAA allows undocumented and nonresident documented students who meet certain eligibility requirements to apply for state financial aid such as the Cal Grant and Chafee Grant.
- Students who complete the CADAA are not eligible for federal financial aid, like the Federal Pell Grant.
- It also allows qualified students to pay in-state resident fees (instead of higher out-of-state fees) at California's public colleges and universities.



- Free Application for Federal Student Aid
- Available to U.S. Citizens, permanent residents or other eligible non-citizens*
- Apply at FAFSA.gov (mobile friendly)
- Available in English or Spanish online
- Used for Federal and State aid

*This most commonly includes someone who is a U.S. Permanent Resident (i.e. someone with a "green card" or Resident Alien Card) or a refugee. For the full list of eligible non-citizens, see studentaid.gov/understand-aid/eligibility/requirements/non-us-citizens.



- Eligibility: qualified undocumented students, Temporary Protected Status or U Visa*
- Apply at dream.csac.ca.gov
- Available in English only online (paper Spanish application)
- Qualifies students as CA residents and for state aid

*See <https://www.csac.ca.gov/post/california-nonresident-tuition-exemption> for details

Who is eligible to submit a CADAA?

- **Undocumented Students Who Meet AB 540 Criteria:** Assembly Bill (AB) 540 is a bill that passed in California. It specifies which undocumented students are eligible for state financial aid and in-state tuition fees. Not all undocumented students are all eligible. See the next page for the full list of eligibility criteria.
- **Students with a U Visa:** A "U Visa" is a type of nonimmigrant visa for victims of certain crimes who have suffered mental or physical abuse and are helpful to law enforcement in the investigation or prosecution of such criminal activity.
- **Students with Temporary Protected Status (TPS):** Students hold a temporary immigration status because they are unable to return to their home country safely due to conditions or circumstances like war, environmental disasters, or epidemics.

AB 540 Eligibility

The CADAA asks questions to determine if an undocumented student meets AB 540 criteria, which allows the student to receive in-state tuition and state financial aid.

To qualify for AB 540, a student must satisfy **ALL** of the criteria shown.

Do you meet the AB540 criteria list below?

1. Satisfaction of either of the following:
 - A. High school attendance in California for three or more years, **OR**
 - B. Attainment of credits earned in California from a California high school equivalent to three or more years of full-time high school coursework and a total of three or more years of attendance in California elementary schools, California secondary schools, or a combination of those schools. **OR**
 - C. Attainment of credits earned at a California adult school, **OR**
 - D. Credits earned at a California Community College, **OR**
 - E. A combination of the schools listed above
2. Graduated or will graduate from a California high school, **OR** Attainment of General Education Development (GED), High School Equivalency Test (HiSET), Test Assessing Secondary Completion (TASC), **OR** Attainment of an associate degree from a California Community College, **OR** Fulfillment of minimum transfer requirements from a California Community College to a University of California or California State University, **AND**
3. Will register or enroll in an accredited and qualifying California college or university, **AND**
4. If applicable, complete(d) an affidavit to legalize immigration status as soon as you are eligible, **AND**
5. Do not hold a valid non-immigrant visa (F, J, H, L, A, B, C, D, E, etc.)*

*Note: If you have Temporary Protected Status or hold a U Visa select "Yes"

Does DACA status or having a Social Security Number impact eligibility?

- Deferred Action for Childhood Arrivals (DACA) status is not required to apply for the CADAA.
- If you received DACA status and you have a Social Security card, but it says “VALID FOR WORK ONLY WITH DHS AUTHORIZATION” you are not eligible to complete the FAFSA. You must meet the AB 540 criteria on the prior slide to be eligible for the CADAA.
- Your parent’s citizenship status does not impact your eligibility to receive financial aid under the CADAA or FAFSA.

What about Special Immigration Juvenile Status (SIJS)?

- **Foster youth who are undocumented immigrants may qualify to receive Special Immigration Juvenile Status (SIJS).** Undocumented children who are a dependent of the juvenile court who cannot be reunified with one or both of their parents due to abuse, abandonment or neglect, and for whom it is not in their best interest to return to their country of nationality, may be able to obtain SIJS and apply to become a lawful permanent resident, also known as obtaining your Green Card.
- **Students with a *pending* application for SIJS are not eligible for federal financial aid and should submit the CADAA** until they have received permanent resident status (i.e., a Green Card/Alien Registration).
- If an undocumented student in foster care does not have an application for SIJS pending, the child welfare agency should be contacted for eligibility screening.

CADAA Information is Private!

- CADAA information is not shared with the Federal government
- The California Student Aid Commission (CSAC) protects the confidentiality of student records
- CSAC has never shared any information about a student's immigration status, documented or undocumented
- CSAC also complies with the Family Educational Rights and Privacy Act (FERPA), which protects the privacy of student education records
- More info can be found here:
https://www.csac.ca.gov/sites/default/files/2024-11/eom_2024_04.pdf

Deadlines



To qualify for state and institutional aid:

4-Year Universities:

March 3, 2025*

CA Community Colleges:

September 2, 2025

Private or out of state colleges may have different deadlines. If you've missed these deadlines, you can still apply. While most state aid will no longer be available, some grants, such as the Federal Pell Grant, will still be available.

**Priority deadlines can change. Be sure to check for the latest information.*

What a student needs to apply



An email address AND a list of at least one and up to 20 colleges



Information about current assets, such as cash, and checking/savings accounts



Tax return or income information from the “prior-prior” year (2023). If you filed a tax return, also have your Social Security number or Individual Taxpayer Identification Number (ITIN) (optional)



Statewide Student Identifier (SSID): a 10-digit number that is given to all students enrolled in a California elementary, middle or high school. This is optional but recommended.



School transcript information needed to demonstrate that school attendance satisfies AB 540 criteria (see next page for more information).

AB 540: School Transcripts

- Students will need to provide information on the CADAA about their school attendance history to determine AB 540 eligibility. **This information includes credits or hours attained at each school and the dates the student attended each school.**
- Depending on how they are meeting AB 540 eligibility, the student may have to provide information about elementary, middle, and high schools, adult schools, and/or community colleges they attended.
- Students should report all relevant school history, even if they attended a school for a short time and received partial credits.
- Students should work with their school counselor to obtain transcripts and review the transcripts to ensure they have the information (credits/hours/dates) needed to complete the AB 540 affidavit on the CADAA.

2.

Verifying Eligibility

VERIFYING ELIGIBILITY

The CADAA must be filled out EVERY year!
This is a FREE application.

Returning User:
Click "Login." You can also log in to make corrections or add a new college to your application.

New to the CADAA Process:
Select first-time account registration



California Dream Act Application


STUDENT ACCOUNT

- Submit a CA Dream Act Application
- Update a previously submitted CA Dream Act Application
- Retrieve Username or Password

[Login](#)


PARENT SIGNATURE

- Reserved for parent(s) ONLY
- Sign your child's CA Dream Act Application

[Sign](#)

[Need an Account?](#) Click [here](#) for first-time account registration.

VERIFYING ELIGIBILITY

Starting a new CADAA account begins with Registration to verify your eligibility for the CADAA.

Click Continue.



The screenshot shows the 'California Dream Act Application' registration page. At the top, there is a header with the title 'California Dream Act Application' and a sub-header 'Registration'. Below the header is a yellow warning box with a red 'STOP!' icon and text: 'If you already have a CSAC account, do not create a new account. Instead, click here to Retrieve your User ID and/or Password.' Below the warning box is a 'Welcome' section with two paragraphs of text. The first paragraph states that completion of the application is required for state financial aid. The second paragraph states that the following questions will determine whether this is the best financial aid application or if the user should fill out the FAFSA. At the bottom right of the page is a blue 'Continue' button.

California Dream Act Application

Registration

STOP! If you already have a CSAC account, do not create a new account. Instead, click [here](#) to Retrieve your User ID and/or Password.

Welcome

Completion of the California Dream Act Application is required to determine state financial aid for eligible California AB 540 students. Your application will be processed by the California Student Aid Commission.

The following questions will determine whether this is the best financial aid application for you or whether you should fill out the Free Application for Federal Student Aid (FAFSA).

[Continue](#)

VERIFYING ELIGIBILITY

The CADAA will confirm your eligibility by asking if you have a Social Security Number (SSN).

If you respond “yes,” you will be asked if you received your SSN through DACA.

If you respond “No” to either question, you meet the first eligibility criteria.

HOME INFORMATION & RESOURCES

California Dream Act Application

Registration

Do you have a social security number? Yes No

Did you obtain your social security number after the U.S. Citizenship and Immigration Services (USCIS) granted you Deferred Action status and you received your social security number through an Employment Authorization Card and your card states it is for work purposes only? Yes No

Deferred Action refers to Deferred Action for Child Arrivals or DACA. More information on DACA can be found on USCIS website:

<https://www.uscis.gov/humanitarian/consideration-of-deferred-action-for-childhood-arrivals-daca>

and clicking the "Consideration of Deferred action for Childhood Arrivals Process" link.

Note: If you have Temporary Protected Status or hold a U Visa select "Yes"

VERIFYING ELIGIBILITY

You will then be asked if you meet the AB 540 criteria.

You must be able to answer "Yes" to continue.

Do you meet the AB540 criteria list below?

Yes No

1. Satisfaction of either of the following:
 - A. High school attendance in California for three or more years, **OR**
 - B. Attainment of credits earned in California from a California high school equivalent to three or more years of full-time high school coursework and a total of three or more years of attendance in California elementary schools, California secondary schools, or a combination of those schools. **OR**
 - C. Attainment of credits earned at a California adult school, **OR**
 - D. Credits earned at a California Community College, **OR**
 - E. A combination of the schools listed above
2. Graduated or will graduate from a California high school, **OR**
Attainment of General Education Development (GED), High School Equivalency Test (HiSET), Test Assessing Secondary Completion (TASC), **OR**
Attainment of an associate degree from a California Community College, **OR**
Fulfillment of minimum transfer requirements from a California Community College to a University of California or California State University, **AND**
3. Will register or enroll in an accredited and qualifying California college or university, **AND**
4. If applicable, complete(d) an affidavit to legalize immigration status as soon as you are eligible, **AND**
5. Do not hold a valid non-immigrant visa (F, J, H, L, A, B, C, D, E, etc.)*

*Note: If you have Temporary Protected Status or hold a U Visa select "Yes"

VERIFYING ELIGIBILITY

If you meet the eligibility requirements, you will be informed that you are eligible to file a CADAA and can click “Start Application.”



CA DREAM ACT

Registration

Based on the responses you provided, you are eligible to file a California Dream Act Application.

Click the link below to begin your California Dream Act Application.

[Start Application](#)

3.

Creating an Account


CREATE A USER ACCOUNT

You will need to provide your name and date of birth, and create a User ID, which must be 8 characters.

Your name and date of birth must match your high school or college records. If you use a different name on your college admissions applications than what was used in high school, you should contact your college/university.

Required fields are marked with a red asterisk (*).





If "Auto Hint" is turned on in the upper right corner, an explanation of what to include for each field will be shown. If this is off, you can click the  next to the field for information.

Let's Get Started


Please complete the following form in order to continue. The minimum required fields are indicated with a red asterisk, although we recommend completing the entire form in order to expedite your application processing time.


Auto Hint

 STUDENT INFORMATION


* First Name 

First name is required

Middle Initial 

* Last Name 

Last name is required

* Date of Birth 

Date of birth is required

* User ID


Username is required


(Length 8 characters, accepts Alphanumeric and _ . - @)

CREATE A USER ACCOUNT (continued)

Student Address: Do not provide a temporary mailing address.

If you do not have a permanent mailing address, you can use an address where you can reliably receive mail, like the address of a friend, relative, or social service agency that has given you permission to use their address.

 **STUDENT ADDRESS**


* Mailing Address 

Address is required
(Enter your street number and street name, or P.O. Box)

* City

City is required

* State

CALIFORNIA 

* Zip Code

Zip code is required

CREATE A USER ACCOUNT (continued)


Phone Number: Providing a phone number is not required, but is recommended


Email Address: You must provide an email address, as this is used for communication from CSAC and your college.


Double-check the email address to make sure there are no typos. Avoid using high school emails that can expire.




Emails from CSAC may go to your junk or spam folder, so be sure to check these folders and add csac.ca.gov as a “safe sender.”

 STUDENT CONTACT


Phone Number 

* Email Address 

Email is required

* Confirm Email Address 

Confirm Email is required

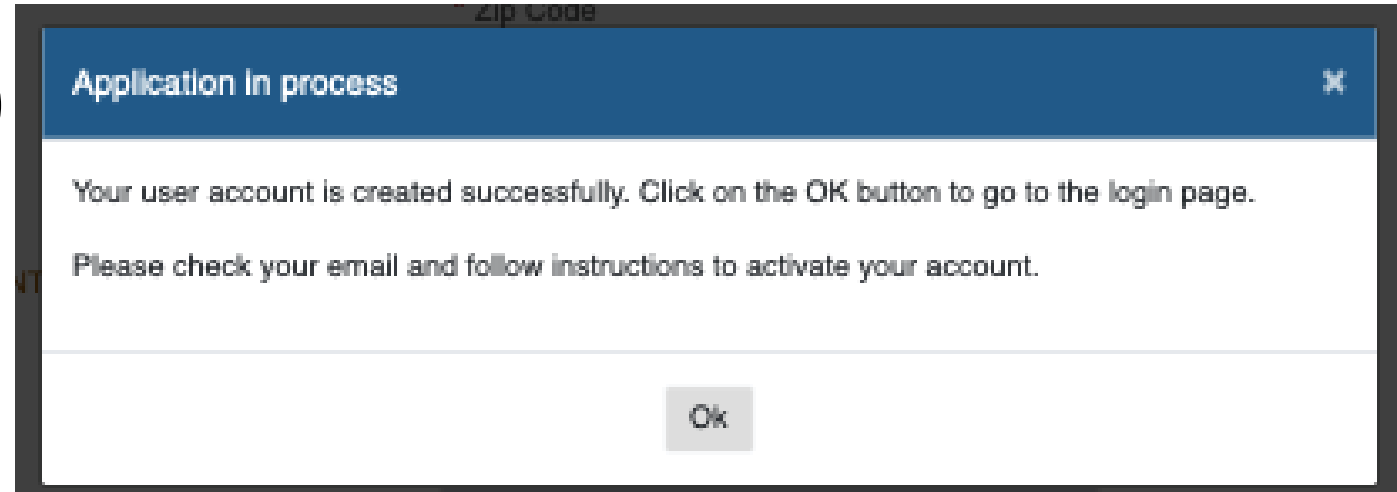
I'm not a robot 

Register Clear

CREATE A USER ACCOUNT (continued)

1. You will see a pop up indicating that your account has been created.

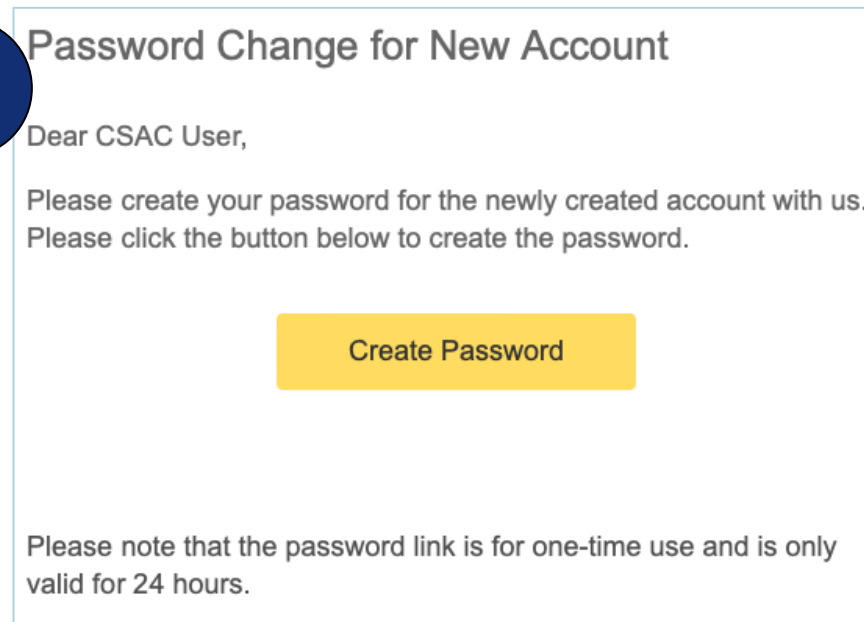
1



A screenshot of a web application pop-up dialog box. The title bar is blue and contains the text 'Application In process' and a close button (X). The main content area is white and contains the following text: 'Your user account is created successfully. Click on the OK button to go to the login page.' and 'Please check your email and follow instructions to activate your account.' At the bottom center, there is a grey 'Ok' button.

2. You will receive an email message to confirm your email address. Click on the link in the email message to activate your account. You must activate your account within 24 hours.

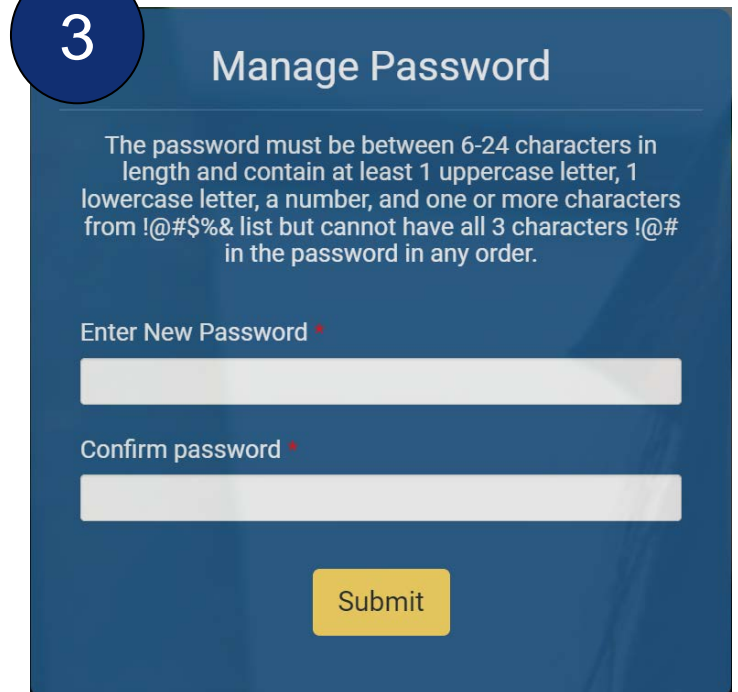
2



An email titled 'Password Change for New Account'. The body text reads: 'Dear CSAC User, Please create your password for the newly created account with us. Please click the button below to create the password.' Below the text is a yellow button labeled 'Create Password'. At the bottom, a note states: 'Please note that the password link is for one-time use and is only valid for 24 hours.'

3. You will be asked to create a password and can then log in to the account.

3

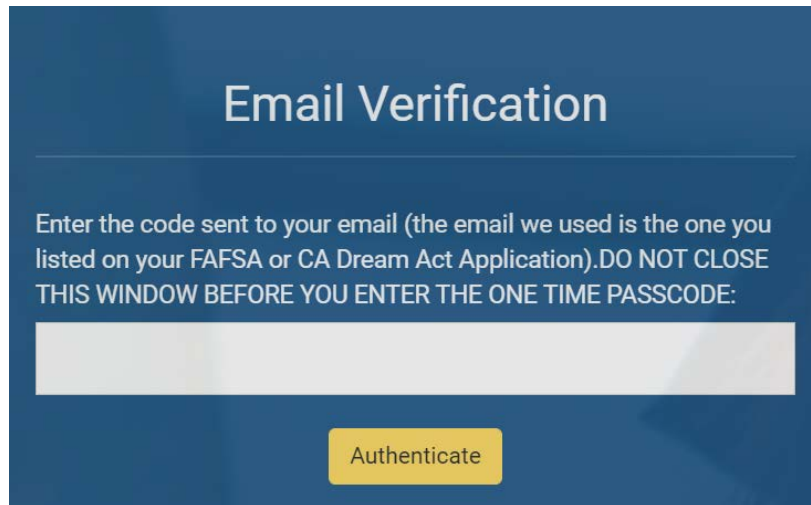


A 'Manage Password' form with a dark blue background. It includes a password policy: 'The password must be between 6-24 characters in length and contain at least 1 uppercase letter, 1 lowercase letter, a number, and one or more characters from !@#\$%& list but cannot have all 3 characters !@# in the password in any order.' Below this are two input fields: 'Enter New Password' and 'Confirm password'. A yellow 'Submit' button is at the bottom right.

LOG IN

Go to DREAM.CSAC.CA.GOV and log in with your username and password to begin your application.

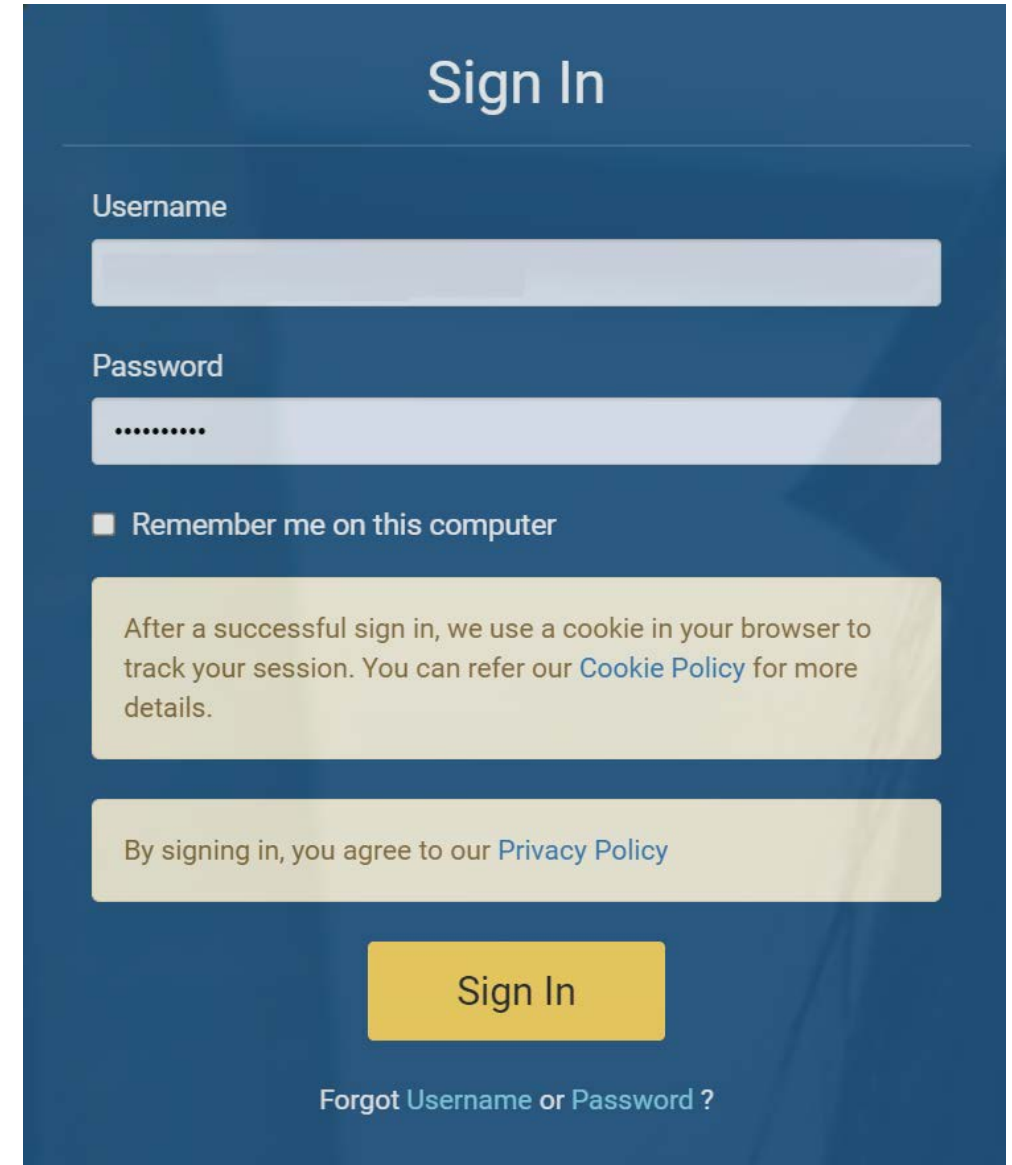
A code will be sent to the email address that you provided to be entered.



Email Verification

Enter the code sent to your email (the email we used is the one you listed on your FAFSA or CA Dream Act Application). DO NOT CLOSE THIS WINDOW BEFORE YOU ENTER THE ONE TIME PASSCODE:

[Authenticate](#)



Sign In

Username

Password

Remember me on this computer

After a successful sign in, we use a cookie in your browser to track your session. You can refer our [Cookie Policy](#) for more details.

By signing in, you agree to our [Privacy Policy](#)

[Sign In](#)

[Forgot Username or Password ?](#)

You will then be asked to provide answers to three security questions, which can be used to recover your account if you forget your password.

Security Questions


Answer the following challenge questions

Challenge Question Set 1

Select one challenge question

What was the first name of your best friend in high school? ▾

Answers for challenge questions

Type your answers for the challenge questions 

Challenge Question Set 2

Select one challenge question

What is the name of the street you grew up on? ▾

Answers for challenge questions

Type your answers for the challenge questions

Challenge Question Set 3

Select one challenge question

What is the name of your first Pet? ▾

Answers for challenge questions

Type your answers for the challenge questions



**Write down these items
somewhere safe or save these
items with your mobile device so
you don't forget:**

- Username
- Password
- Email Address & Password
- Challenge Questions & Answers

SELECT SCHOOL YEAR

Select the school year that you plan to attend college. If you select the wrong year, your financial aid will not be processed.

Most students will want to complete the CADAA for next fall, which is the academic year on the left.

If you are applying for an upcoming summer session, it is recommended that you complete applications for both years. Schools have the option of using either the prior or upcoming year's financial aid for summer. Once you've picked a college, check with the financial aid office about summer financial aid.

The application will ask you to confirm your selection.

Welcome **Student Name** !

Completion of the California Dream Act Application is required to determine state financial aid for eligible California AB 540 students. Your application will be processed by the California Student Aid Commission.

Which academic year application would you like to apply for?

You may choose to file a California Dream Act Application by the academic school year.

2025 - 2026 School Year (July 1, 2025 - June 30, 2026)	2024 - 2025 School Year (July 1, 2024 - June 30, 2025)
--	--

Confirm Year Selection

Are you sure you want to continue with 2025 - 2026 School Year?

Ok **Cancel**

REVIEW INSTRUCTIONS

Read the instructions and then click on the OK button.

Read these tips first

1. **Questions with an asterisk (*) require an answer.**
2. If it is determined that you are a DEPENDENT student, your parent will be required to sign the application. Anytime you make a change to parent information on your application, your parent will be required to sign. Failure to provide a parent signature, will leave your application incomplete. Your college/university cannot award you financial aid if your application is incomplete.
3. To prevent loss of application and information, SAVE your application often.
4. The **red text** throughout the CA Dream Act Application means **further action is required from you.**
5. Based on your answers to questions, this application may skip questions that are not required.
6. Do not use your web browser's BACK or FORWARD buttons. Using the web browser back or forward button will cause data to be lost. To prevent loss of data you should use the NEXT and PREVIOUS buttons at the bottom of each page. Remember to save often.
7. Make sure you **submit your application** when complete. **Saving your application** is not the same as submitting your application. Only **submitted applications** can be processed for financial aid.
8. If you need to make changes or corrections after submitting your application, you must wait at least **24 hours.**
9. Use the Auto Hint toggle button at the top of the screen to enable or disable help screens. These help screens contain additional information to assist you in answering each question.
10. If you file taxes, you must use your 2023 tax information to complete the 2025 - 2026 CA Dream Act Application.
11. Check your Confirmation Page after you submit your application for possible error resolution and to see Action(s) Needed and Next Steps.

4.

Personal Identifiers

VERIFY IDENTITY INFORMATION

Your CADAA will auto-populate your name and date of birth. If you have a valid Social Security Number or Individual Taxpayer Identification Number (ITIN) you can enter it.

Entering your valid SSN or ITIN can help CSAC and campuses match your information to your GPA record.

Leaving this question blank will not impact your eligibility for state aid.

Auto Hint

Personal Identifiers Personal Circumstances Demographics Financials Colleges AB540 Affidavit

STUDENT IDENTITY

Your FIRST NAME *

Your MIDDLE NAME

Your LAST NAME *

Your SUFFIX ⓘ

Your Social Security Number (SSN) or Individual Taxpayer Identification Number (ITIN) ⓘ

Your DATE OF BIRTH (MM/DD/YYYY) *

Section 1 of 7


CITIZENSHIP


You will be asked about your citizenship status. If you indicate that you are a citizen or eligible non-citizen, you will be redirected to the FAFSA. If you indicate you are "Neither Citizen nor Eligible Non-citizen" you will continue with the CADAA.


Indicate whether you have a valid U Visa. If you answer yes, you are eligible for the CADAA.


A "U Visa" is a type of nonimmigrant visa for victims of certain crimes who have suffered mental or physical abuse and are helpful to law enforcement in the investigation or prosecution of such criminal activity. If you have a U Visa, contact your campus which can provide guidance on how you can establish residency for in-state tuition purposes.

STUDENT IDENTITY

As of today, what is your CITIZENSHIP STATUS? * 

-- SELECT -- 

As of today, do you have a valid U Visa? * 

-- SELECT -- 

CONTACT INFORMATION

Your contact information will auto-populate on the next screen.

You have the option of indicating if you would like to receive notifications via text message.

STUDENT CONTACT INFORMATION

Your PHONE NUMBER ⓘ (858) 922-7174

Would you like to Opt-in to receive text messages from CSAC on important financial aid reminders and updates? You may Opt-out at any time. * ⓘ Yes No

Your EMAIL ADDRESS * ⓘ MAEGANJBAY@GMAIL.COM

Re-enter Email Address
MAEGANJBAY@GMAIL.COM

Your MAILING ADDRESS * ⓘ 235 MONTGOMERY ST
(Enter your street number and street name, or P.O. Box)

CITY * ⓘ SAN FRANCISCO

STATE * ⓘ CALIFORNIA

ZIP CODE * ⓘ 94104

The student is asked about their gender identity.

Selecting “prefer not to answer” does not impact eligibility for aid. The answers are not shared with the colleges and are for research purposes only.

RACE/ETHNICITY/GENDER/LANGUAGE

The answer to this question is optional and will not affect your eligibility for financial aid, or be shared with schools. It will be strictly used for CSAC research purposes only.

What is your gender, or gender that you identify with? * 

- Male
- Female
- Nonbinary
- Prefer not to answer

RACE/ETHNICITY

The student is asked their race/ethnicity and can select all that apply.

Selecting “prefer not to answer” does not impact eligibility for aid. The answers are not shared with the colleges and are for research purposes only.

RACE/ETHNICITY/GENDER/LANGUAGE

The answer to this question is optional and will not affect your eligibility for financial aid, or be shared with schools. It will be strictly used for CSAC research purposes only.

What is your race/ethnicity? Select all that apply. * 

- Asian
- Black or African descent
- Filipino
- Hispanic/Latino descent
- Pacific Islander
- White
- Prefer not to answer

PRIMARY LANGUAGE

The student is asked what the primary language spoken in their home is.

Selecting “prefer not to answer” does not impact eligibility for aid. The answers are not shared with the colleges and are for research purposes only.

If the student selects “other” they can manually input the language. Students can select one option only.

The answer to this question is optional and will not affect your eligibility for financial aid, or be shared with schools. It will be strictly used for CSAC research purposes only.

What is the primary language spoken in your home? * 

- Arabic
- Armenian
- Cantonese, Mandarin
- English
- Farsi
- Filipino (Tagalog)
- Hindi
- Hmong
- Japanese
- Korean
- Punjabi
- Russian
- Spanish
- Vietnamese
- Prefer not to answer
- Other


STATE OF RESIDENCE


Enter the state where you reside and the date you began living in that state (month and year only – MM/YYYY).


You must be a California resident to qualify for California student aid such as the Cal Grant, Middle Class Scholarship and in-state tuition.

To qualify for California residency, you must have been living continuously in California for at least 366 days immediately prior to a determination date (set by your institution, i.e. college) and have the intent and capacity to continue to live in California indefinitely.

STATE OF RESIDENCE

In what state do you live? * 

-- SELECT -- 

Date you began living in * 

MM/YYYY

5.

Student Personal Circumstances

MARITAL STATUS

- You are asked your marital status. Your status is “single” if you are not legally married, even if you live with or have a boyfriend, girlfriend, partner, or significant other.
- If you are married, your spouse must provide income information. The screens for this process are not included in this guide.

STUDENT MARITAL STATUS

Your MARITAL STATUS as of today * 

-- SELECT -- 

STUDENT COLLEGE OR CAREER PLANS

Indicate what your grade level will be when the 2025–2026 school year begins.




Students who took “dual enrollment” courses in high school should select “First Year (freshman)”




For returning students, this is based on units completed, not the number of years enrolled. For example, if degree completion requires 60 units, a student entering their second year who had completed less than 30 units, would select “First Year (freshman).”

You should answer NO regarding whether you will have your first bachelor’s degree unless you have already COMPLETED a bachelor’s degree program.

STUDENT COLLEGE OR CAREER PLANS

At the start of the 2025-26 academic year, what will your grade level be in college? * 

Will you have earned your first bachelor's degree by the start of the 2025-26 school year? Yes No

* 

PERSONAL CIRCUMSTANCES

The “Student Personal Circumstances” section is used to determine if a student is independent. Students who qualify as independent do not need to provide information about their parents and eligibility for financial aid is based on the student’s income only (and spouse if applicable).

Students should select all that apply.

STUDENT PERSONAL CIRCUMSTANCES

The following questions will help determine your dependency status, for financial aid purposes. The financial aid administrator at your school may require you to provide proof that you meet any of these conditions.

Select all that apply **or** select None of the Above.* **i**

You are currently serving on active duty in the U.S. armed forces for purposes other than training. **i**

You are a veteran of the U.S. armed forces. **i**

You have children or other people (excluding your spouse, if you have one) who live with you and receive more than half of their support from you now and between July 1, 2025 and June 30, 2026. **i**

At any time since you turned 13, you were an orphan (no living biological or adoptive parent). **i**

At any time since you turned 13, you were a ward of the court. **i**

At any time since you turned 13, you were in foster care. **i**

You are, or were, a legally emancipated minor, as determined by a court in your state of residence. **i**

You are, or were, in a legal guardianship with someone other than your parent or stepparent, as determined by a court in your state of residence. **i**

None of the Above. **i**

5a.

Current & Former Foster Youth

Current and Former Foster Youth

To qualify as a **ward of the court** or in **foster care**, a student must have been a dependent of the court and lived in an out-of-home placement at any point on or after their 13th birthday. No guidance is available regarding the difference between being in foster care and being a ward of the court, and so students can check either or both. While this includes foster youth who are under the jurisdiction of the probation system, someone who is incarcerated is not considered a ward of the court for CADAA purposes.

To qualify under the legal guardianship criteria, you must have a guardianship in place currently or when you turned 18. Both kinship guardianships and non-related legal guardianships qualify.

At any time since you turned 13, you were an orphan (no living biological or adoptive parent). **i**

At any time since you turned 13, you were a ward of the court. **i**

At any time since you turned 13, you were in foster care. **i**

You are, or were, a legally emancipated minor, as determined by a court in your state of residence. **i**

You are, or were, in a legal guardianship with someone other than your parent or stepparent, as determined by a court in your state of residence. **i**

How is Foster Youth Status Verified?

Each college determines if it will require verification of foster care status. Financial aid offices can automatically verify foster care status through a data match with the California Department of Social Services (CDSS); however, this doesn't always happen, and a letter or other acceptable documentation (see next page for options) may be required.

Once verified, status does not need to be redetermined in subsequent years.

Who Can Provide Verification?

College financial aid administrators (FAA) must accept any of the following:

- Court order or official State documentation that the student received Federal or State support in foster care;
- Verification of eligibility for a Chafee Grant;
- A phone call, written statement, from:
 - A State, county, or Tribal agency administering a program under part B or E of title IV of the *Social Security Act*;
 - A State Medicaid agency;
 - A public or private foster care placing agency or foster care facility or placement;
 - An attorney or Court Appointed Special Advocate (CASA);
 - A financial aid administrator who documented the student's circumstance in the same or a prior award year.

To Get a Foster Youth Verification Letter:

- ✓ **Current foster youth:** Contact your social worker or Independent Living Program (ILP) representative
- ✓ **Former foster youth:** May also contact the Office of the California Foster Care Ombudsperson: 877-846-1602 or fosteryouthhelp.ca.gov/verification-request-form

5b.

Unaccompanied Homeless Youth

Unaccompanied Homeless Students


Students are then asked about their homelessness status.

APP_STDT_STUDENT_HOMELESSNESS

At any time on or after July 1, 2024, were you unaccompanied and either (1) homeless or (2) self-supporting and at risk of being homeless? *  Yes No

If a student indicated they were in foster care, this question will be skipped:

APP_STDT_STUDENT_HOMELESSNESS

 Not Required

Based on the answers you have selected, you are not required to answer any questions in this section.

Definition of Homeless Youth on the CADAA

A Student Must be Unaccompanied
AND either Homeless OR Self-
Supporting & at risk of being
homeless

Unaccompanied

Not in the physical
custody of a parent
or guardian.



Homeless

Lacking fixed, regular, and adequate
housing. (Learn more on the next page)

OR

Self-supporting AND at risk of being homeless

A student is paying for their living
expenses (including housing) AND
when a student's housing may cease
to be fixed, regular, and adequate.

Note: A student living in any of these situations and fleeing an abusive parent may be considered homeless even if the parent would provide support and a place to live.

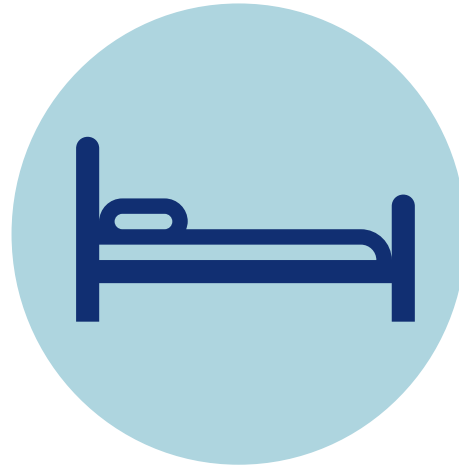
“Lacking fixed, regular and adequate housing” includes students who:



Are staying with other people temporarily due to loss of housing, economic hardship, or a similar reason (i.e., couch-surfing)



Are living in motels, hotels, trailer parks, or camping grounds due to the lack of alternative adequate accommodations



Are living in emergency shelters



Are living in their car, sleeping outside, or staying someplace not normally meant for human habitation

Homeless Determinations

If you select “yes,” you will then be asked who will provide a homeless youth determination.

FAAs must accept documentation, including a documented phone call, from these entities unless there is “documented conflicting information.”

If you don’t have verification from one of the listed entities, select “none of these apply.”

APP_STDT_STUDENT_HOMELESSNESS

At any time on or after July 1, 2024, were you unaccompanied and either (1) homeless or (2) self-supporting and at risk of being homeless? * **i** Yes No

Did any of the following entities determine you were homeless or at risk of being homeless? * **i**
Select all that apply **or** select None of the Above.

Director or designee of an emergency or transitional shelter, street outreach program, homeless youth drop-in center, or other program serving those experiencing homelessness

High school or school district homeless liaison or designee

Director or designee of a project supported by a federal TRIO or GEAR UP program grant


Financial aid administrator (FAA)


None of the above **i**

Select all that apply or select None of the Above.

[Previous](#) Section 4 of 5 [Next](#)

Homeless Determinations

None of the above 

Help & Hints 

If you select "None of the above" please contact the financial aid administrator at your college. This person can determine if you are "homeless" and, therefore, not required to provide parent information

- If "None of these apply," you can complete the CADAA but must contact the financial aid office for a determination.
- FAAs MUST make a determination based on a written statement, or documented interview, with a student.
- Financial aid administrator's determination of homelessness must be made without regard to the reasons why the student is unaccompanied and/or homeless.


5c.

Unusual Circumstances

Student Unusual Circumstances

If a student has already indicated that they have independent student status because they are a current/former foster youth and/or experiencing homelessness, they will NOT be asked the question about unusual circumstances.

STUDENT UNUSUAL CIRCUMSTANCES

 Not Required

Based on the answers you have selected, you are not required to answer any questions in this section.

Student Unusual Circumstances

Students may complete the CADAA as a “provisionally” independent student if they believe they may qualify for independent status due to unusual situations such as parental abandonment, abuse, neglect, legally granted asylum, or student or parental incarceration or institutionalization (see next page).

Provisional independent provisions may be helpful for youth who are neither homeless nor former foster youth, but who nonetheless have extenuating circumstances that preclude being able to obtain parental information.

If a student has “unusual circumstances”, they will be “Provisionally Independent.” The student can sign and submit their CADAA without providing parental income information but will need to contact their school to see what supporting documentation they need to submit. A financial aid administrator at the school will review and make a determination regarding a dependency override. Colleges have discretion to use professional judgement when evaluating whether to consider unusual circumstances.

Do unusual circumstances prevent you from contacting your parent(s) or would contacting your parent(s) pose a risk to you?



Yes No

Note: If your circumstances resulted in not having a safe and stable place to live, you may be considered a homeless youth, and you should review the answer to the previous question about being unaccompanied and homeless.

Student Unusual Circumstances

"Unusual circumstances" are situations that prevent you from providing **parental information** (when required) on the California Dream Act Application (CADAA). The answer to this question can assist the college(s) you select to help you finalize your CADAA application and will often require submission of supporting documentation of your circumstances directly to your college's financial aid office.

You may be experiencing unusual circumstances if:

- You left home due to an abusive or threatening environment.
- You are abandoned by or estranged from your parents.
- You are separated from your parents, or your parents are displaced in a foreign country.
- You are a victim of human trafficking.
- Your parents are incarcerated, and contact with your parents would pose a risk to you; or
- You are otherwise unable to contact or locate your parents.


6.


Student Demographics

Parent Education Status

You will be asked if one or both of your parents attended or completed college. This information is used to identify first-generation college students and is for statistical purposes only.

Selecting “don’t know” does not impact eligibility for aid.

Did either of your parents attend or complete college? 

-- SELECT -- 


[Previous](#) Section 1 of 3 [Next](#)


High School Information


You are asked about what your high school completion status will be when you start the 2025–26 school year. Options are a high school diploma, state recognized high school equivalent (e.g., GED, homeschooled, or none of the above).


You can also provide your Statewide Student Identification Number (SSID). This is not required; however, it will help CSAC to match your application to your GPA record to qualify for a CalGrant. The 10–digit number is shown on high school transcripts, or you can ask your school counselor for help.


HIGH SCHOOL INFORMATION

What will your high school completion status be at the beginning of the 2025-26 school year? * 





-- SELECT -- 

Your Statewide Student Identification Number (SSID) 

Which of the following did, or will, you receive? * 

-- SELECT -- 

If you select “state recognized high school equivalent,” you will be asked the type of credential (GED, HiSET, TASC or other) and the issuing state.

Which of the following did, or will, you receive? * 	-- SELECT -- 
Issuing state * 	-- SELECT -- 

High School Selection

If you select that you will have a high school diploma, you will be shown fields that allow you to search for your high school by name, state and city.

Note: The purpose of this question is so that high schools can track how many students file the FAFSA and CADAA. High schools do not receive your financial or other information.

From what high school did, or will, you graduate?

Enter at least 3 letters of your school name and Select High School State, City and then click the Search button. To make edits to the high school listed, you must re-enter using the search function below.

What is the name of your high school?

High School State

State is required

High School City

Search

High School Name School not in list

Select/Enter High School Name

High School Selection

When you click the “Search” button, all schools that meet the criteria will appear and you select the correct option from the list.

What is the name of your high school?

High School State
CALIFORNIA

High School City City not in list
BERKELEY

High School Name School not in list
BERKELEY HIGH SCHOOL


School Name	City
BERKELEY ADULT SCHOOL	BERKELEY
BERKELEY HIGH SCHOOL	BERKELEY
BERKELEY ACAD FOR YOUTH DEVEL	BERKELEY
BERKELEY TECHNOLOGY ACADEMY	BERKELEY


Student Family Size

Provide the number of people in your family. This includes yourself, spouse and dependent children, if they live with you and you currently provide more than half of their support and will continue to do so between July 1, 2025, and June 30, 2026. This should also include other family members who live with you for whom you will provide more than half of their support between July 1, 2025, and June 30, 2026.

Then, provide the number of people included in your family number who will be in college (including yourself). Most students will answer "1" unless they have a spouse also in college. You should not include anyone other than yourself and your spouse or child (do not include siblings or other members of your household who are attending college).

STUDENT FAMILY SIZE


How many people are in your family?
(click on the information icon for instructions)* 

How many people in your family, including yourself, will be in college between July 1, 2025, and June 30, 2026?
(click on the information icon for instructions)* 

7.

Student Financials

Federal Benefits Received

- You will be asked if you received certain public benefits at any time in 2023 or 2024.
- Click the  icon to learn more about each benefit.
- Receiving these benefits does not reduce the amount of aid you qualify for.

FEDERAL BENEFITS RECEIVED

At any time during 2023 or 2024, **did you or anyone in your family** receive benefits from any of the following programs?

Select all that apply **or** select None of the Above.

(click on the information icon for instructions) 

Earned Income Tax Credit (EITC) 

Federal Housing Assistance 

Free or reduced-price school lunch 

Medicaid (Medi-Cal) 

Refundable Credit for Coverage Under a Qualified 36B Health Plan 

Supplemental Nutrition Assistance Program (SNAP/CalFresh) 

Supplemental Security Income (SSI) 

Temporary Assistance for Needy Families (TANF/CalWORKs) 


Special Supplemental Nutrition Program for Women, Infants, and Children (WIC) 

None of the above 


Tax Filing Status

Indicate if you filed a tax return for 2023 (or plan to file one) and if you earned income in a foreign country in 2023, or you were employed by an international organization that did not require you to file a tax return. If you indicate that you filed a 2023 tax return, you will be asked your filing status (single, married, etc.).


STUDENT TAX FILING STATUS


Did you, or will you, file a 2023 IRS Form 1040 or 1040-NR?
(click on the information icon for instructions)* 

Yes No

Did you (1) earn income in a foreign country in 2023, (2) work for an international organization in 2023 that did not require you to report income on any tax return, or (3) file a 2023 tax return with Puerto Rico or another U.S. territory?
(click on the information icon for instructions)* 










Yes No

What is (or will be) your filing status on your 2023 tax return?
(click on the information icon for instructions)* 








-- SELECT -- 

Student 2023 Tax Return Information: Tax Filers

If you indicated that you filed a tax return, you will be asked to provide information from your tax return shown here and on the following page. The help buttons provide the line on your 2023 federal income tax return where the information can be found.

STUDENT 2023 TAX RETURN INFORMATION	
What was your income earned from work in 2023? (click on the information icon for instructions)* 	\$ <input type="text"/> .00
Taxable earnings from need-based employment programs, such as need-based employment portions of fellowships and assistantships. (click on the information icon for instructions)* 	\$ <input type="text"/> .00
Your tax-exempt interest income (click on the information icon for instructions)* 	\$ <input type="text"/> .00
Your untaxed portions of IRA distributions (click on the information icon for instructions)* 	\$ <input type="text"/> .00
Your IRA Rollover into another IRA or qualified plan (click on the information icon for instructions)* 	\$ <input type="text"/> .00
Your untaxed portions of pensions (click on the information icon for instructions)* 	\$ <input type="text"/> .00
Your pension rollover into an IRA or other qualified plan (click on the information icon for instructions)* 	\$ <input type="text"/> .00
Your Adjusted Gross Income (AGI) (click on the information icon for instructions)* 	\$ <input type="text"/> .00
Your Income Tax Paid (click on the information icon for instructions)* 	\$ <input type="text"/> .00

Student 2023 Tax Return Information: Tax Filers (continued)

STUDENT 2023 TAX RETURN INFORMATION	
For tax year 2023, did you receive the Earned Income Tax Credit (EITC)? (click on the information icon for instructions)* 	<input type="radio"/> Yes <input type="radio"/> No <input type="radio"/> Don't Know
Your IRA deductions and payments to self-employed SEP, SIMPLE, and qualified plans (click on the information icon for instructions)* 	\$ <input type="text"/> .00
Your Education Credits (American Opportunity and Lifetime Learning credits) (click on the information icon for instructions)* 	\$ <input type="text"/> .00
Did you file a Schedule A, B, D, E, F, or H with your 2023 IRS Form 1040? (click on the information icon for instructions)* 	<input type="radio"/> Yes <input type="radio"/> No <input type="radio"/> Don't Know
Your Net Profit or Loss from IRS Form 1040 Schedule C (click on the information icon for instructions)* 	\$ <input type="text"/> .00
Your amount of college grants, scholarships, or AmeriCorps benefits reported as income to the IRS (Optional) (click on the information icon for instructions)* 	\$ <input type="text"/> .00
Your amount of Foreign Earned Income Exclusion (click on the information icon for instructions)* 	\$ <input type="text"/> .00


If you received college grants, scholarships, or AmeriCorps benefits in 2023 and included them on your 2023 tax return, it is important that they be reported on the CADAA. The amount reported will be **DEDUCTED** from your total income and could result in eligibility for more aid.

Student 2023 Tax Return Information: Non-Tax Filers


If you did not file a tax return, you will be asked the questions below. Earned income is typically defined as a combination of any income from employment and contract work. (e.g., Uber, DoorDash, etc.)

If you participated in a need-based employment program enter the amount of your earnings that was from this program. A need-based employment program is employment awarded by a school or other institution to a student based on financial need to meet educational expenses. Common examples include federal work study, fellowships, assistantships, or a learning-aligned employment program.

STUDENT 2023 TAX RETURN INFORMATION

What was your income earned from work in 2023?
(click on the information icon for instructions)* 

Input field: \$.00


Taxable earnings from need-based employment programs, such as need-based employment portions of fellowships and assistantships.
(click on the information icon for instructions)* 

Input field: \$.00

Student 2023 Tax Return Information: Non-Tax Filers

If you indicated that you did not file a tax return, you will then see the notice below. This section skips additional tax-related questions that are only applicable if you filed a tax return.

STUDENT 2023 TAX RETURN INFORMATION

 Not Required

Based on the answers you have selected, you are not required to answer any questions in this section.


Student 2023 Tax Return Information


You will see the next set of questions if you filed taxes or not.


When asked about current student assets, student financial aid, such as grants or scholarships received for the current term, does NOT need to be reported.


Only those assets indicated here must be reported.

STUDENT 2023 TAX RETURN INFORMATION

Enter the total amount of child support that you received in the last calendar year. \$.00
(click on the information icon for instructions)* 

Your current total of Cash, Savings, and Checking Accounts [Don't include student financial aid received] \$.00
(click on the information icon for instructions)* 

Current Net Worth of Investments, Including Real Estate [Don't include the home you live in. Net worth is the value of the investments minus any debts owed against them] \$.00
(click on the information icon for instructions)* 

Current Net Worth of Businesses and Investment Farms [Enter the net worth of your businesses or for-profit agricultural operations. Net worth is the value of the businesses or farms minus any debts owed against them] \$.00
(click on the information icon for instructions)* 



If your income or circumstances have changed, submit the CADAA form and then contact your financial aid office to request an adjustment to the income that is used to calculate your eligibility.

- Examples of special circumstances may include the following:
 - significant changes to your financial situation, such as loss of employment or pay cuts
 - tuition expenses at an elementary or secondary school
 - high amounts of medical or dental expenses not covered by insurance
 - a family member who recently became unemployed or furloughed
 - Impacted by a federally declared natural disaster such as wildfires, hurricanes, floods or tornados
 - volatile income that varies from one year to the next, especially if self-employed
 - other changes in income or assets that may affect your eligibility for federal student aid

Your school may ask you to document your special circumstances so that they can consider making an adjustment to your CADAA information.

8.

College Selection

California Dream Act Service Incentive Grant (DSIG) Program


You will be asked if you are interested in being considered for the California Dream Act Service Incentive Grant (DSIG) Program. This program provides grants upon completion of community or volunteer service. Selecting “yes” does not obligate you to participate. More information is available at www.csac.ca.gov/dsig.


Are you interested in being considered for the California Dream Act Service Incentive Grant (DSIG) Program? 


- Yes
- No
- Don't Know

Student School Choices

You will then indicate which college(s) you want your application sent to. You can search for a school by entering the college name or school code. The search function will look for the terms in any part of the college name.

College Selection. You can select up to 20 colleges
(click on the information icon for instructions)  *


Search By College Name
(click on the information icon for instructions) 


Search By School Code
(click on the information icon for instructions) 

Student School Choices

After selecting "Search," select the correct school from the search results. You can select to send your CADAA information to a maximum of 20 schools. A minimum of one school is required to proceed.

Schools may have similar names so take care to select the correct school.


Search By College Name
(click on the information icon for instructions) 

Search By School Code
(click on the information icon for instructions) 

Search results (Please select at least one option)

College Name	City	USDE Code
CITY COLLEGE OF SAN FRANCISCO	SAN FRANCISCO	00450200
SAN FRANCISCO ART INSTITUTE	SAN FRANCISCO	00394800
SAN FRANCISCO CONSRVATORY MUSIC	SAN FRANCISCO	00127800
SAN FRANCISCO STATE UNIV	SAN FRANCISCO	00115400
UNIV OF CA - SAN FRANCISCO	SAN FRANCISCO	00131900
UNIVERSITY OF SAN FRANCISCO	SAN FRANCISCO	00132500
UNITEK COLLEGE S. SAN FRANCISCO	SO. SAN FRANCISCO	04195402
FASHION INST - SAN FRANCISCO	SAN FRANCISCO	01111202

Student School Choices

The colleges you select will display below the search tool. If you make a mistake, you can delete a college from the list using the  icon. Each UC and CSU college must be listed separately.

Selected Colleges		
College Name	USDE Code	
SAN FRANCISCO STATE UNIV	00115400	
CITY COLLEGE OF SAN FRANCISCO	00450200	
UC BERKELEY	00131200	


9.


AB 540 Affidavit


AB 540 Affidavit

You will be asked a series of questions to determine if you meet the criteria for being exempt from paying non-resident tuition.


The following questions part of this "AB 540 Affidavit" subsection must be completed for campuses to determine if you are AB 540 eligible and thus, be exempt from paying non-resident tuition. To learn more about the AB 540 criteria, visit <https://www.csac.ca.gov/post/california-nonresident-tuition-exemption>. It is recommended, although not required, that you have your transcripts and school attendance records available to accurately complete the following set of questions about your eligibility for the Non-Resident Tuition Exemption (AB 540). Please note that your college is responsible for verifying your AB 540 eligibility, which may require submission of transcripts or other documentation to determine your eligibility. Check with the college's Admissions Office after you submit your CA Dream Act Application and before the term starts.

I have graduated or will graduate (before the first term of enrollment at the college/university) with a California high school diploma or the equivalent (i.e., California-issued GED, HiSET, TASC, or CHSPE).  Yes No

I completed or will complete (before the first term of enrollment at the college/university) an associate degree from a California Community College.  Yes No


I completed or will complete (before the first term of enrollment at the college/university) the minimum requirements at a California Community College for transfer to a California State University (CSU) or University of California (UC).  Yes No

AB 540 Affidavit (continued)

I have 3 years of attendance at a California high school. 


Yes

No

I have 3 or more years of high school coursework and 3 years of attendance in California elementary schools, California secondary schools, or a combination of California elementary schools and secondary schools. 

Yes

No

I attended or attained credits from a California high school, California adult school, and/or California Community College equivalent to 3 years or more. 

Yes

No

AB 540 Affidavit (continued)

You then must provide information about all the schools you attended that are necessary to satisfy the requirements from the questions asked on the previous page, including number of credits or hours and unit type. **It is essential that you have your academic transcripts/school records available to help you answer the questions.**

Information must be entered manually (there is no search function) and so make sure to enter school names accurately.

After providing the requested information, click “Add” to save the school information. You can continue to add as many schools as necessary.

SCHOOL ATTENDANCE

Add Schools located in California only
(click on the information icon for instructions) **i**

Enter School name * **i**

Enter City *

Select State *

-- SELECT --

Enter Start Date *

MM/DD/YYYY

Enter End Date *

MM/DD/YYYY

Enter Number of Credits or Hours * **i**

Select the Unit Type * **i**

-- SELECT --

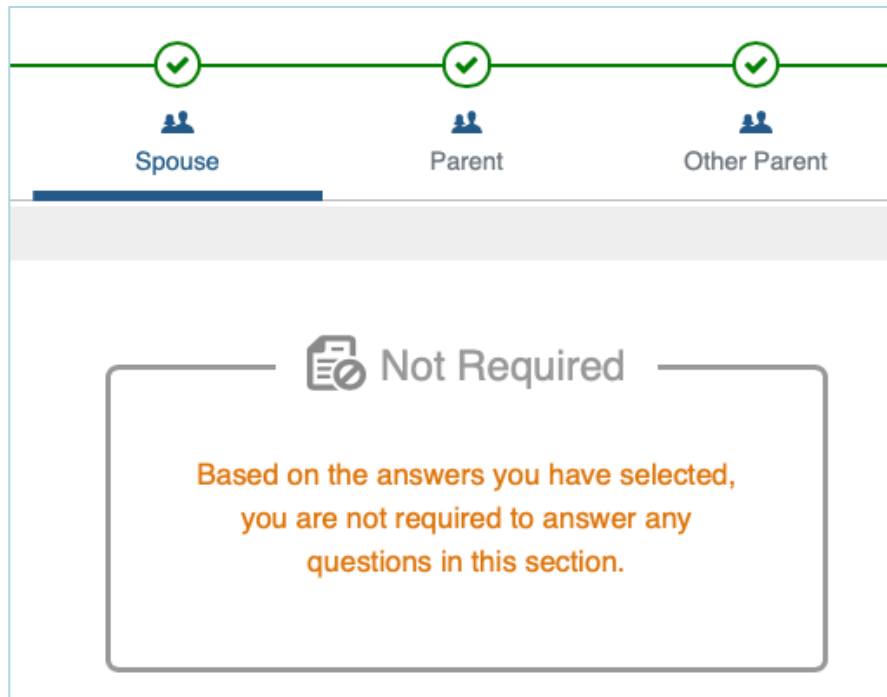
Add

10.

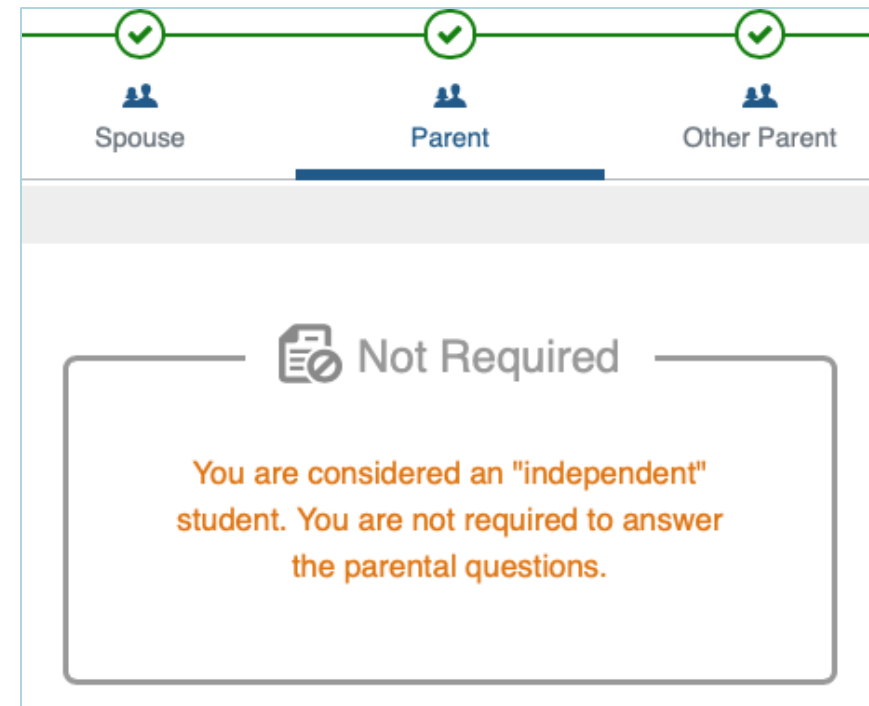
Review & Signature

Spouse & Parent Information

If you are an independent, unmarried student, you will see a notification that you can skip sections for spouse and parent information.



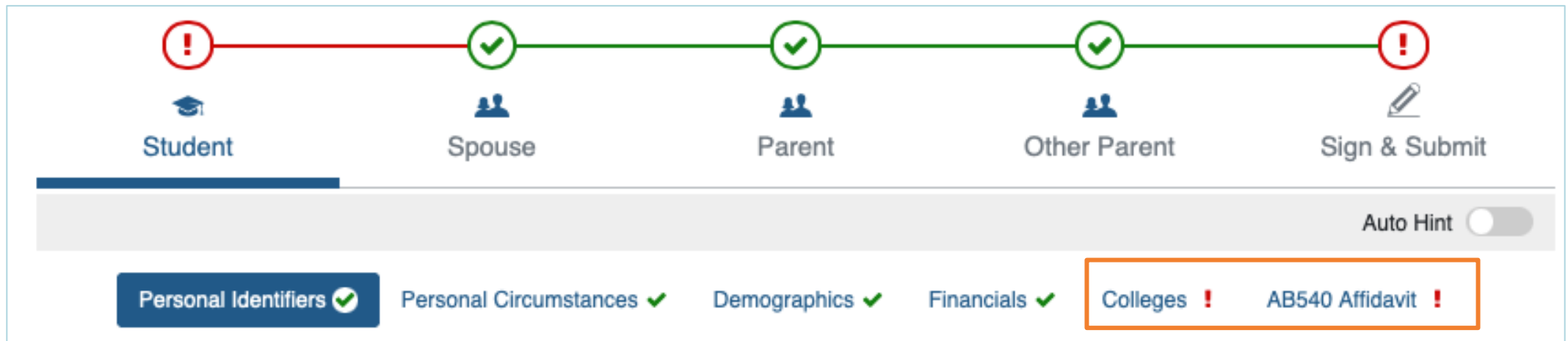
A screenshot of a form interface. At the top, there are three tabs: 'Spouse', 'Parent', and 'Other Parent', each with a green checkmark icon above it. The 'Spouse' tab is currently selected, indicated by a blue underline. Below the tabs is a grey horizontal bar. Underneath this bar is a white box with a document icon and a slash, containing the text 'Not Required'. Below this box is another white box with orange text: 'Based on the answers you have selected, you are not required to answer any questions in this section.'



A screenshot of a form interface. At the top, there are three tabs: 'Spouse', 'Parent', and 'Other Parent', each with a green checkmark icon above it. The 'Parent' tab is currently selected, indicated by a blue underline. Below the tabs is a grey horizontal bar. Underneath this bar is a white box with a document icon and a slash, containing the text 'Not Required'. Below this box is another white box with orange text: 'You are considered an "independent" student. You are not required to answer the parental questions.'

Sign & Submit

The final page consists of your signature and submission. If there is any invalid or missing data, you will need to correct the errors before you can submit the application. Any incomplete sections will be marked with a red exclamation point. ❗



You must agree to the statements shown in red on the final screen. Once these boxes are checked, your name will appear in the signature box and you can click "Submit" to submit your application.

READ BEFORE PROCEEDING

By signing this application electronically or by signing a signature page and mailing it to us, YOU, as the STUDENT, certify that:

- You will use state student financial aid only to pay the cost of attending an institution of higher education and for no other purpose.
- You are not in default on any student loan or have made satisfactory arrangements to repay it;
- You do not owe money back on any student grant or have made satisfactory arrangements to repay it;
- You will notify your college if you default on any student loan; and
- You will not receive a Cal Grant from more than one college for the same period of time.

You agree, if asked, to provide information that will verify the accuracy of your completed form. This information may include U.S. or state income tax forms that you filed or are required to file. Also, you certify that you understand that the State of California has the authority to verify information reported on this application with the Internal Revenue Service. If you purposely give false or misleading information, you may be subject to significant financial penalties, sent to prison, or both.

- I hereby declare that, if I am without a current or valid immigration status, my signature below serves as my affidavit that I have filed an application to legalize my immigration status OR will file an application as soon as I am eligible to do so.

I, the undersigned, declare under penalty of perjury that the information I have provided on this form is true and correct to the best of my knowledge. I understand that this information will be used to determine my eligibility for the California Nonresident Tuition Exemption. I further understand that if any of the information is found to be false, I will be liable for payment of all nonresident tuition charges from which I was exempted and may be subject to disciplinary action by the College or University.

- By clicking Submit below, I am affirming that the information I listed on this application is true and correct to the best of my knowledge. I understand that it is illegal to report false or misleading information. I certify under penalty of perjury under the laws of the State of California that the foregoing is true and correct.

Student Signature

Sign & Submit

Name	GARCIA CORTEZ, ARACELI	Transaction Date	03/01/2024
Dream ID#	000123456	Transaction Number	1
Estimated Expected Family Contribution			

Section I-Action Needed	Comment Codes
Resolve the following issue(s); if these issue(s) remain unresolved, you may be unable to receive financial aid consideration.	001
There are issues with your CA Dream Act Application that need to be resolved before your eligibility can be determined. Be sure to read all the comment codes listed on this page, review your application and make any necessary corrections to your CA Dream Act Application.	047
Your parent DID NOT sign your CA Dream Act Application after you submitted it. At least one parent must sign to complete the CA Dream Act Application. Your parent can sign right now by clicking the green Parent Signature button at the top of this page. If your parent will sign at a later time, he/she can do so electronically at www.caldreamact.org by clicking the Provide Signature icon. For your parent to access your application and provide his/her signature, your parent will also need to provide your CA Dream Act ID# or DACA SSN, his/her name and date of birth reported on the application. Each time you submit corrections, your parent will have to re-sign the application.	108
The amount you reported for your parents' income tax is equal to or greater than the amount you reported for their adjusted gross income. Review questions 89 and 90 and make the necessary corrections.	111

Section II-No Resolution Needed	Comment Codes
You reported that you will either have a bachelor's degree by July 1, 2023 or will be working on a degree beyond a bachelor's degree. Graduate students are eligible for some types of financial aid, but not for the state Cal Grant. If you are a graduate student, check with your college Financial Aid Office. If you are still pursuing your first undergraduate degree, please go back and check your answer on questions 29 and 30.	070

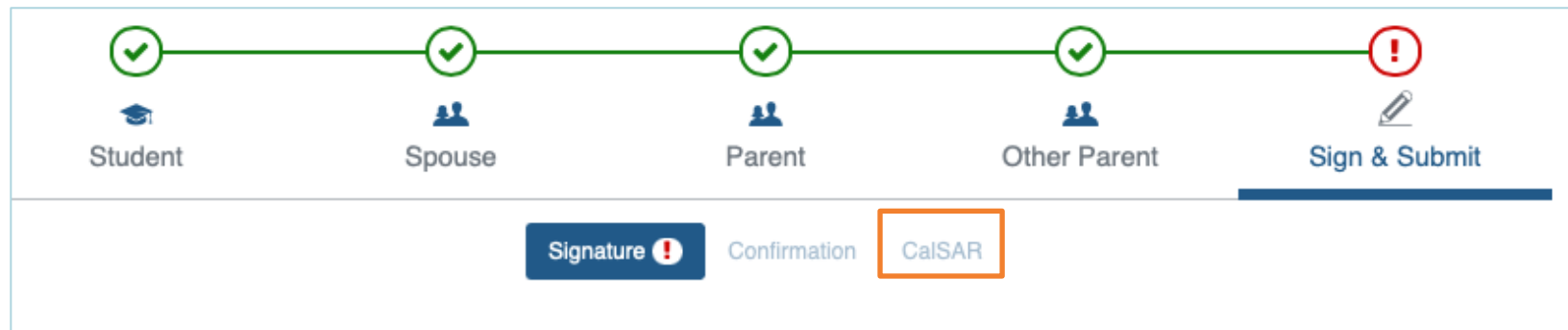
Section	Comment Codes
III-Next Steps Your college is responsible for verifying your AB 540 eligibility. Check with the college's Admissions Office before the term starts.	405

[Logout](#)

- Once you have submitted your application, you will see a Confirmation Page that shows that your CADAA has been submitted. You will also receive an email confirmation that your CADAA was submitted.
- It provides your CA Dream ID number and the date the CADAA was submitted.
- Save or print a copy of the Confirmation Page.
- **The Confirmation Page may identify actions you will need to take to ensure that your Dream Act eligibility can be determined. Pay close attention to any items that require follow-up.**

Sign & Submit

- Within 24 hours from when you submit your application, a California Student Aid Report (Cal SAR) will be available. The Cal SAR summarizes the information you submitted on the CADAA. Review it to confirm that there aren't any errors.
- After your CADAA is processed, the Cal SAR will include your Student Aid Index (SAI). The SAI is used to determine eligibility for student aid. It is not how much aid you are eligible to receive.
- Save or print a copy of the Cal SAR.




11.

After the CADAA

Apply for a Chafee Grant, if Eligible

- Eligibility: Current or former foster youth who were dependents or wards of the court at least one day between 16–18
- Up to \$5,000 for up to 5 years until age 26.
- Can be used at public or private colleges, universities or career and technical schools in California or out of state.
- Must be enrolled at least half-time.





CALIFORNIA CHAFEE EDUCATION
AND TRAINING VOUCHER
PROGRAM

for Foster Youth

Chafee Grant Application Tips

- A separate application is required for first-time applicants in addition to the FAFSA/CADAA (chafee.csac.ca.gov).
- You only need to fill out the Chafee application once.
- Apply as soon as possible.
- Planned School of Attendance refers to one college the student plans to attend. If the school isn't listed, contact CSAC. If the school changes, the student must inform CSAC to receive the award.
- Depending on the availability of funding, students may be wait-listed.

WebGrants 4 Students

Login

Create an Account

Helpful Videos

*Account Recovery

*Create an Account

Create a Webgrants 4 Students Account at:

mygrantinfo.csac.ca.gov

- Wait until your CADAA is processed. It can take 1-2 weeks for the CADAA to process and link to WebGrants.
- If there are issues, contact the California Student Aid Commission (CSAC):
 - (888) 224-7268 or 1-800-735-2929 (TTY)
 - studentsupport@csac.ca.gov



WebGrants To Do's for Students



Check award status for Cal Grant, Middle Class Scholarship and Chafee Grant.



Verify if there are any "pending" items or forms that still need to be completed.



Confirm that school of attendance is accurate.



Verify that your GPA has been received. If not, contact high school/college counselor or CSAC.

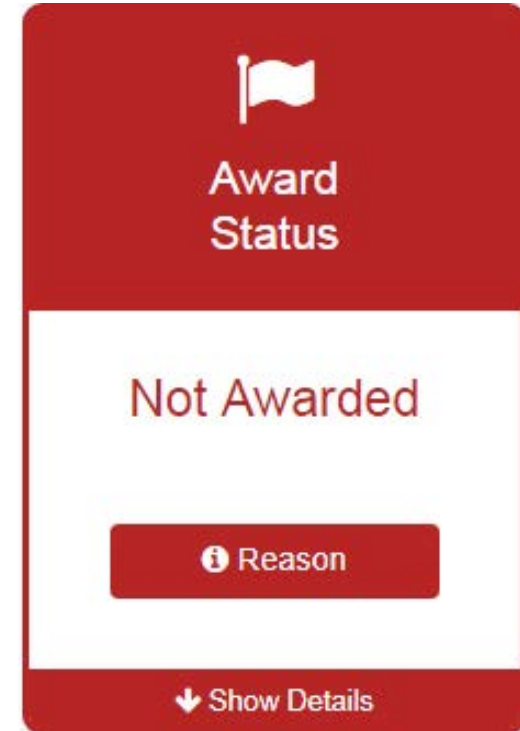
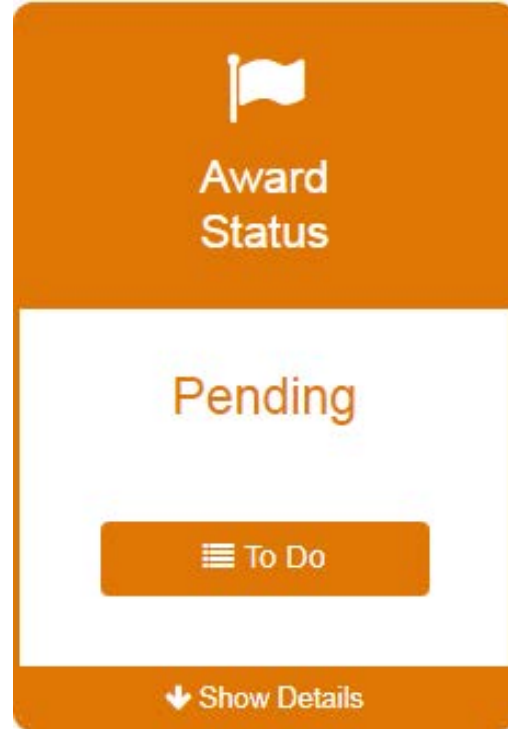
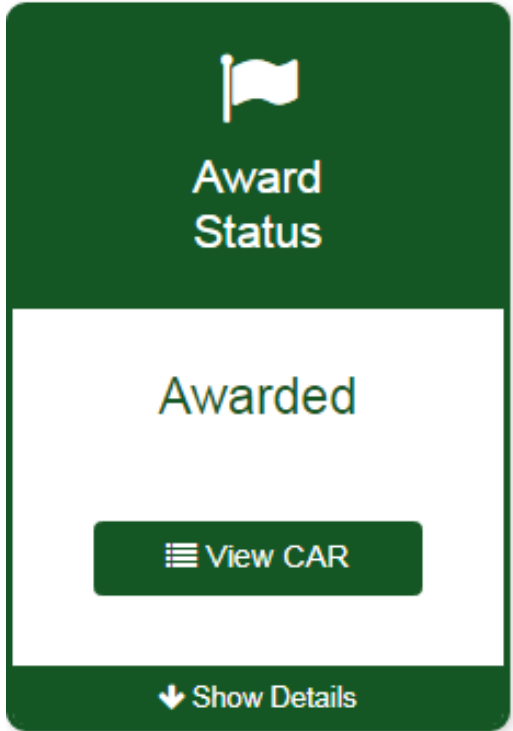


Enter high school graduation date (available on the 1st day of the month of graduation month).



If you applied for a Chafee Grant, check that "Department of Social Services Record" is verified.

Check Your Award Status



If an Award Status is pending, students should click on their "To Do" list to determine next steps. If the Award Status is "Not Awarded," click on "Reason" to learn more and consult with the financial aid office or CSAC if you believe there is an error.

Example: Award Pending for Chafee Grant

Note that the California Department of Social Services (CDSS) verification for the Chafee grant only happens monthly and may therefore not appear immediately.

Chafee Grant Application Status (2019-2020)		
FAFSA		
Status	Received	
Complete	10/08/2018	
Chafee Application		
Status	Received	
Complete	10/08/2018	
Department of Social Services Record		
Status	County	
Incomplete	Complete your Foster Care Eligibility Certification Form	BUTTE



Claim Your CalKIDS Account



- CalKIDS is a college savings account that was set up for you by the State of California.
- If you attended a California public K–12 school during the 2021–22 school year, you may have up to \$1,000 in free money in your CalKIDS to use at an eligible college, university, technical or vocational institution.
- Once funds are requested, they are sent to your institution and treated like a scholarship. They can pay for qualified higher education expenses like tuition and fees, books and supplies and computer equipment. You can use these funds up to the age of 26.

Claim Your CaKIDS Account



To claim your account at **calkids.org**, you'll need the following info:

1. California county where you attended school in the 2021–22 school year.
2. Your date of birth.
3. Statewide Student Identifier (SSID). You can find your SSID on your high school transcript or ask your counselor for help.

Congrats! You Did It!

Remember:

- Continue to check your email and college student portal weekly. The college will communicate with you if they need more information. Even after college starts, continue to check it often.
- Respond promptly to any information requests, such as a verification of foster youth or homeless youth status or additional income verification.
- Update all your accounts if your address, email or phone number changes (e.g. WebGrants, college portal, CADAA, etc.)
- Apply for other scholarships and campus support programs such as NextUp, Guardian Scholars, EOP, EOPS, or Disability Student Services.
- Maintain your grades and don't drop too many classes. Once you receive financial aid, there are academic requirements you need to meet to keep receiving it. Check online for your college's "Satisfactory Academic Progress" policies.
- Reapply for aid by submitting the CADAA every year!

12.

Resources

Help with the CADAA

- Live Help built into CADAA (Turn on “Auto Hint”)
- California Student Aid Commission (CSAC)
 - 1-888-CA-GRANT (1-888-224-7268)
 - If hearing impaired: 1-800-735-2929 (TTY) or 1-800-735-2922 (Voice)
 - StudentSupport@csac.ca.gov
 - [CADAA Video Trainings & Resources](#)
- IRS Get a Tax Return Transcript: 1-800-908-9946

JBAY Financial Aid Resources

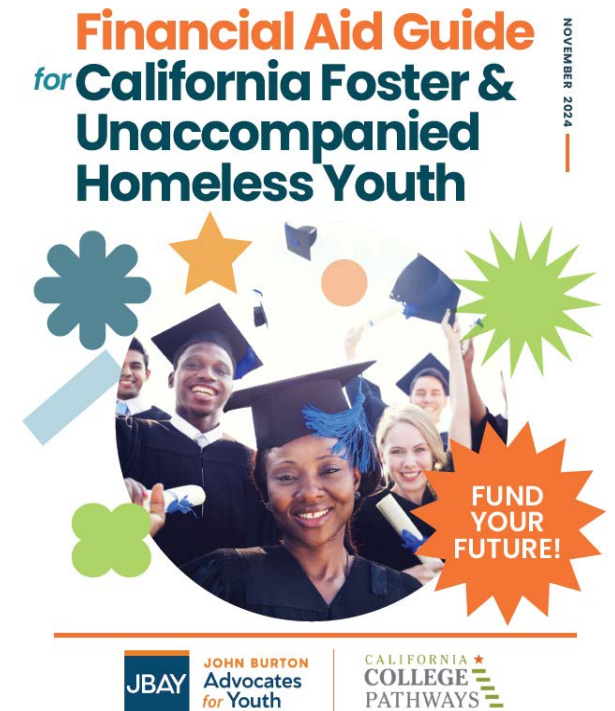
Financial Aid Guide (English & Spanish)

FAFSA/CADAA Visual Guides

High School Counselor Toolkits

FAFSA/CADAA Overview Webinar Recording

jbay.org/resources/financial-aid-guide



JBAY's Step-by-Step Postsecondary Education Planning Guides for Foster Youth

jbay.org/resources/ed-planning-guide/

- Available in English and Spanish for adult supporters of youth in grades 6–12 and for youth in grades 9–12.
- Includes downloadable checklists & student spotlight videos!

Visit cacollegepathways.org for comprehensive college planning information for current and former foster youth.



Resources for Homeless Youth

- School House Connection
www.schoolhouseconnection.org/CADAA/
 - ✓ Sample Verification Letters
 - ✓ Screening tools
 - ✓ Flowcharts
 - ✓ And more!
 - National Center for Homeless Education
nche.ed.gov/higher-education/
-

Other Resources

- ICanGoToCollege.com
ICanGoToCollege.com
 - National College Attainment Network
www.ncan.org/page/better-CADAA
 - Financial Aid for Justice-Involved Youth
ylc.org/resource/financial-aidfor-jj-youth
 - Immigrants Rising
immigrantsrising.org
-

Resources for Undocumented Students

CSAC Resources: www.csac.ca.gov/undocumented-dreamer-students

Immigrants Rising: immigrantsrising.org

Golden Door Scholars: www.goldendoorscholars.org

MALDEF: www.maldef.org/resources/scholarship-resources/

Resources for Undocumented Students

Cal State University (CSU) resources:

calstate.edu/attend/student-services/resources-for-undocumented-students

University of California (UC) resources: undoc.universityofcalifornia.edu

California Community College (CCC) resources:

cccoco.edu/Students/Support-Services/Special-population/Undocumented-Students

John Burton Advocates for Youth

(415) 348-0011 | info@jbay.org | jbay.org



JOHN BURTON
Advocates
for Youth