

College and Career Bound: A Planning Guide *for* 12th Grade Students *in* Foster Care

**Be
Anything!
The Future
Is Yours!**



JOHN BURTON
Advocates
for Youth

CALIFORNIA ★
COLLEGE 
PATHWAYS 

Table of Contents

SECTION 1	<u>Becoming Your Best Self-Advocate</u>	1.
SECTION 2	<u>Things to Know About High School</u>	2.
SECTION 3	<u>What is Postsecondary Education?</u>	5.
SECTION 4	<u>College IS Possible!</u>	6.
SECTION 5	<u>Understanding Your Postsecondary Education Options</u>	8.
SECTION 6	<u>Exploring Your College and Career Options</u>	11.
SECTION 7	<u>12th Grade Checklist</u> <u>Education Planning</u> <u>High School Coursework & Graduation</u> <u>College and Career Exploration</u> <u>Testing</u> <u>Child Welfare and Probation Department Resources</u> <u>Applying for Financial Aid</u> <u>Community College, Including Career & Technical Education (CTE): Application and Enrollment</u> <u>Four-Year Colleges and Universities: Application and Enrollment</u> <u>Acceptance, Course Enrollment, and Fees at a CSU or UC</u> <u>Applying to a Private College or University</u>	12.
SECTION 8	<u>Tips for Registering for and Succeeding in College Classes</u>	21.
SECTION 9	<u>Resources</u> <u>K-12 Resources</u> <u>Child Welfare and Probation Department Resources</u> <u>College Resources</u>	23.
SECTION 10	<u>Common Education Terms</u>	28.

SECTION 1

Becoming Your Best Self-Advocate

Self-advocacy means speaking up for yourself to get to the future that YOU want. Some tools to help you do this can be found at imdetermined.org/youth.

Ask for what you need.

While asking for help may be hard, staying silent can make your goals harder to accomplish. Use the **Child and Family Team (CFT) Meeting** to get the help you need. **You deserve it.** Not sure what a CFT Meeting is? See the Child Welfare and Probation Department Resources in Section 9.

Know your education rights

Go to fosteryouthhelp.ca.gov/foster-youth-rights to learn more and advocate for yourself as needed. Some examples of your rights in high school include:

- The right to remain at your current school, even if you move out of the district.
- The right to receive partial credits if you move mid-semester.
- The right to enroll in a new school immediately, even if some of your paperwork isn't yet available.
- The right to an Education Rights Holder (ERH), if you're under the age of 18, to make education decisions in your best interest.

Be aware of your thoughts.



Negative thoughts can limit our willingness to try new things or ask for help. A way to challenge negative thoughts is to adopt a **growth mindset** – an understanding that mistakes are part of the learning process and help us grow. Talk to a trusted adult if you struggle with negative thoughts.

If negative thoughts are saying...

Talk back! Work to reframe your thoughts with a growth mindset.

This is too hard. I can't do this.

I deserve to be patient with myself. Even if I do not understand this subject/class yet, that does not mean I will never understand it. Let me ask my friend/teacher for help.

Maybe I am not cut out for school/college.

Just because I did not succeed in this project/test/class does not mean I cannot succeed in school. I will talk to my counselor/teacher to work through what I can do differently next time.



SECTION 2

Things to Know About High School

What classes do I need to take in high school?

- Graduation requirements to earn a high school diploma can vary from one school to another.
- If you are interested in attending a four-year university (e.g., a California State University (CSU) or University of California (UC)), you must complete **"a-g" courses** with a grade of C or higher. These classes may be different from the classes that you need to take to graduate high school. For more information, talk to your school counselor and visit calstate.edu/how-to-get-to-calstate or bit.ly/UCOP-AG.
- If you are interested in attending a four-year university but have not taken all the "a-g" courses, you can enroll in a community college and then transfer to a university.

Overview of "a-g" requirements

High School Subject Area	UC and CSU Requirements for Freshman Admissions (15 Courses)
A History and Social Science	2 Years
B English	4 Years
C Math	3 years required, 4 recommended
D Science	2 years required, 3 recommended
E Foreign Language	2 years in the same language required, 3 years recommended
F Visual and Performing Arts	1 year
G Electives	1 year



Student Spotlight:
Tips to Doing Well in High School

Click here to watch:
youtu.be/grwwQ5vmNy4

Scan here to watch.



Why do grades matter?

- Every grade you get in high school goes into your academic transcript, also called your permanent record. Each grade is worth points that are calculated to create a **Cumulative Grade Point Average (GPA)**, the average of all the grades you receive in your high school classes.
- Not sure about your Cumulative GPA? Ask your school counselors.

DID YOU KNOW?

If you have a cumulative 3.0 GPA (a B average), you improve your chances of receiving scholarships and being admitted to a wide range of colleges including CSUs, UCs, and private colleges.

What is credit recovery?

- If you received a grade lower than a C in a course or want to make up units, you may consider one of these options:



★
**Student
 Spotlight:**
 Credit Recovery

Click here to watch:
youtu.be/rrPFcQvekpo

Scan
 here to
 watch.



Options available
 to students
 interested in

**MAKING UP
 CREDITS OR
 IMPROVING
 GRADES**



★ SUMMER SCHOOL

Take or retake classes.

○ ADULT SCHOOL

Take classes at night after your school day or on weekends.

□ CONTINUATION SCHOOL

Attend an alternative school setting if you are behind in credits and at risk of not graduating to complete work at your own pace. Students cannot be forced to attend continuation school just because they have bad grades, except in rare circumstances.

◇ FIFTH YEAR of HIGH SCHOOL

Stay in school for a 5th year to complete your school district graduation requirements, even if you are over 18.

FOR MORE INFORMATION ON GRADUATION EXEMPTIONS FOR FOSTER YOUTH, and other foster youth education rights, see the **California Foster Youth Education Law Fact Sheets** under the Resources tab at cfyettf.org/resources-publications or talk with a school counselor.

What are my options for completing high school?

- There are several options for completing high school, but your choices can impact your future college and career goals. Be sure to talk to your school counselor to learn more.

◆ HIGH SCHOOL DIPLOMA

Available to students who have completed graduation course requirements set by their local district.

- ✓ **Accepted** for federal and state financial aid, admission into college, employment, and the military.

◆ GRADUATION EXCEPTIONS FOR FOSTER YOUTH

(also known as AB 167/216)

May be available to foster youth who change schools after the 10th grade and are behind in credits. This option allows students to receive their high school diploma by completing minimum state graduation requirements instead of the local requirements set by their district.

- ✓ **Accepted** for federal and state financial aid, employment, and the military.
- ✗ **Not accepted** for admission into the CSUs, UCs, and most selective four-year private or out-of-state colleges since students will not complete the required “a-g” courses.

DID YOU KNOW?

Students need to earn a high school diploma to be eligible for a CSU, UC, and some private colleges. California Community Colleges do not require students to have a high school diploma or equivalent (GED/HiSET), however, a diploma or equivalent is required to access most state and federal financial aid.

◆ HIGH SCHOOL EQUIVALENCY (HSE) CERTIFICATES

Available to students who are 18 years and older and have passed the GED or HiSET test.

- ✓ **Accepted** for federal and state financial aid, the military, and most employers.
- ✗ **Not accepted** for admission into the CSUs, UCs, and most selective four-year private or out-of-state colleges.

◆ HIGH SCHOOL CERTIFICATE OF COMPLETION

Available to students, typically those with disabilities, who have completed high school but were unable to meet all the requirements for graduation.

- ✗ **Not accepted** for most federal and state financial aid, admission into college, and the military.
- **May be accepted** by employers.



SECTION 3

What is Postsecondary Education?

“Postsecondary education”

includes any education following high school graduation that can lead to certification, licensing or a postsecondary degree such as an associate or bachelor’s degree.

In this guide, terms like “**postsecondary education**” and “**college**” are used to mean the same thing.

Postsecondary education can make a BIG difference in your life! With a postsecondary education you can:

MAKE
MORE
MONEY

You could earn **\$1 million** or more in extra earnings in your lifetime with a four-year degree!

STRESS
LESS WITH
MORE JOB
SECURITY

You are 47% less likely to be unemployed with a four-year degree than with just a high school diploma!

ENJOY MORE
CAREER
OPPORTUNITIES

Over 70% of all jobs require some form of postsecondary education. Getting a degree or certificate can help you land your dream job.

College is different from high school in lots of good ways.

Make your own schedule:

Pick from morning or evening classes, in-person or online. You do not have to go to school Monday through Friday.

Pick your classes:

Work with a counselor to pick your major (i.e., your area of study) or program, and take the classes that will help you reach your career goals.

Build a community:

Meet people like you who are looking for opportunities to succeed.

Have fun!

Get involved with activities—sports, clubs, performances, and more—to have fun while you go to school.



SECTION 4

College IS Possible

There are a lot of myths about college. Make sure you know the facts.

No money? No problem!

Most current and former foster youth are eligible for a LOT of financial aid, such as:

- FREE tuition (i.e., the cost of classes)** at the California Community Colleges, Cal State University (CSU), and University of California (UC) colleges.
- Approximately \$20,000- \$30,000 in FREE grant aid** if attending full-time (12 or more units). A **grant** is free money that you do not need to pay back. You can use it for things like rent, books, and food.
- In addition to free tuition, a sample financial aid package might include the following:**

Federal Pell Grant for low-income students	\$ 7,395
Cal Grant for foster youth in care on or after age 13	\$ 6,000
Chafee Grant for foster youth in care on or after age 16	\$ 5,000
Student Success Completion Grant for <i>community college students</i> in foster care on or after age 13	\$10,500
TOTAL	\$28,895

- Get \$15,000 per year in addition to financial aid if you are a foster youth who is eligible for Extended Foster Care (EFC or AB 12).** EFC allows youth in care at the age of 18 to extend services to age 21.

LEARN MORE about the types of financial aid, who is eligible, and how to apply by downloading the Financial Aid Guide for California's Foster and Unaccompanied Homeless Youth at jbay.org/resources/financial-aid-guide.



★
Student Spotlight:
 Paying for Postsecondary Education

Click here to watch:
youtu.be/PiidwC9snOc

Scan here to watch.



Most colleges offer a Foster Youth Support Program:

Programs like NextUp and Guardian Scholars offer assistance like book grants, meal cards, gas or Uber cards, on top of academic counseling, a friendly face to talk to, and a community for students with experience in foster care.

TIP



Find the foster youth support contact at colleges you're thinking about attending at: cacollegepathways.org.



Student Spotlight:
Connecting to Campus Resources



Click here to watch:
youtu.be/aYWqOBBeqj8

Scan here to watch.



College IS possible, regardless of your high school grades: There is no minimum Grade Point Average (GPA) requirement to go to a California Community College. Visit Section 2 to learn more about GPA.

Students of ALL abilities can succeed in postsecondary education:

Students with disabilities, including physical, mental, and learning disabilities, can receive extra support in college to help them succeed. This support could include a notetaker for class, extended time to take tests, audio textbooks, and more! See Section 9 for more information.

- For tips on how to advocate for your learning needs, visit imdetermined.org/youth.

TIP



If you experience anxiety or depression, ask your doctor or therapist for a letter verifying your diagnosis to access support services from your college's accessibility center. Your mental health matters!

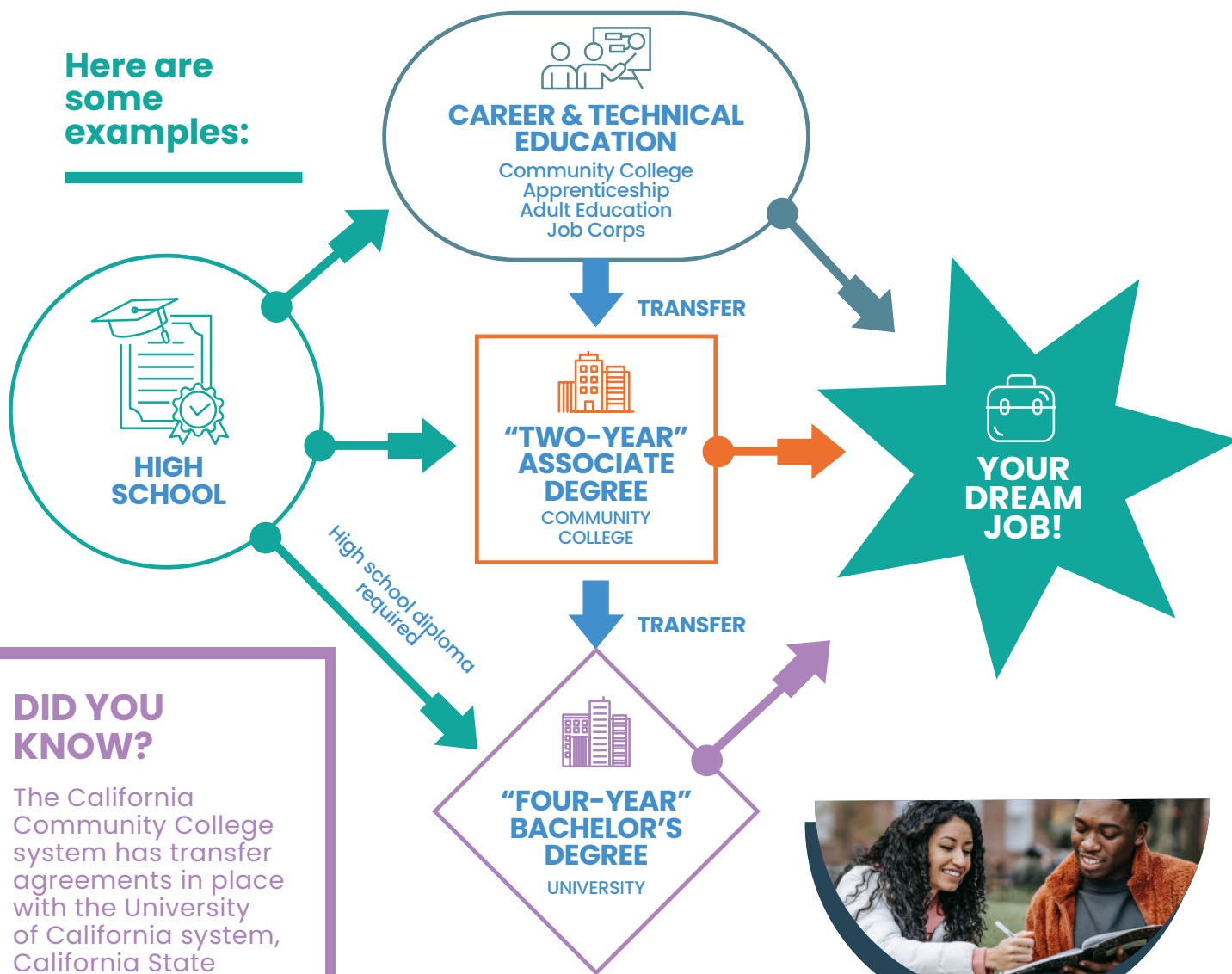
SECTION 5

Understanding Your Postsecondary Options

Postsecondary Education Pathways

There is no “right” way to access postsecondary education. It’s about finding the best fit for you based on your interests, strengths, and long-term career goals.

Here are some examples:



DID YOU KNOW?

The California Community College system has transfer agreements in place with the University of California system, California State University system, and 39 Historically Black Colleges and Universities (HBCUs)!

Learn more at californiacommunity-collegehbcutransfer.com.

Student Spotlight:
Impact of Postsecondary Education

Click here to watch:
youtu.be/KaoPvGbTlyc

Scan here to watch.





THE CLOCK IS TICKING!

There are age and time limits for financial aid and foster youth benefits. Don't lose out! Make the most of these benefits by enrolling in postsecondary education after high school. Check out the **Foster Youth Benefits Eligibility** chart to learn more: jbay.org/resources/foster-youth-benefits-eligibility.

The “four-year” degree pathway offers a bachelor’s degree (B.A. or B.S.) at a college or university.

To complete a degree in four years, students will need to be “full-time,” taking 12–15 units per term (depending on your school) of classes that meet your major’s requirements. On average, most students take about four and a half years to complete a bachelor’s degree. Learn more about “full-time” in Section 8.

The “two-year” degree pathway, also known as a community college, offers an associate degree (A.A. or A.S.) or an associate degree for transfer to a four-year college or university.

Students who want to complete an associate degree in two years will need to attend “full-time” taking 15 units per semester or attend year-round (including summers), if taking fewer units per semester, to complete approved classes for your degree or to transfer.

Overview and eligibility requirements of two-year and four-year degree options					
	California Community College (CCC) System	California State University (CSU) System	University of California (UC) System	Non-Profit Private Colleges and Universities	Out-of-State Colleges and Universities
Type of Institution	Public two-year college	Public four-year university	Public four-year university	Private four-year and/or two-year college (e.g., USC, University of San Diego)	Public and private four-year and/or two-year colleges
Eligibility Requirements	<ul style="list-style-type: none"> • Open access with no minimum GPA, essays, or testing required • High school diploma or equivalent recommended* 	<ul style="list-style-type: none"> • 2.0+ GPA • “a-g” courses** • High school diploma • No essay required • No SAT/ACT required 	<ul style="list-style-type: none"> • 3.0+ GPA • “a-g” courses** • High school diploma required • Essay required • No SAT/ACT required 	<ul style="list-style-type: none"> • Vary by college • Essays and minimum GPA typically required • SAT/ACT may be required 	<ul style="list-style-type: none"> • Vary by college • Essays and minimum GPA typically required • SAT/ACT may be required
Application Timeline	Open application, but early Spring of senior year is encouraged	Priority application deadline, October 1 st – November 30 th of senior year.	August 1 st – November 30 th of senior year	Application timelines vary, but typically begin in October	Application timelines vary, but typically begin in October
Additional Information	To learn more, visit cccapply.org	To learn more, visit: calstate.edu/apply	To learn more, visit: admission.universityofcalifornia.edu	To learn more, visit: commonapp.org	

* A high school diploma or equivalent (i.e., GED/HiSET) is required to access most federal and state financial aid.

** Learn more about “a-g” course in Section 2.

The career and technical education (CTE) pathway

also known as a vocational school or trade school, offers certificates in hundreds of fields such as auto repair, carpentry, cosmetology, graphic design, health care specialties, and more.



Overview of colleges and programs that offer career and technical education pathways

	California Community College (CCC) Career Education	Adult Education Career Technical Programs	Apprenticeship Programs	Job Corps (i.e., career residential program)
Program Description	Offers a wide variety of career education programs. Most foster youth qualify for free tuition, support programs, and up to \$20,000 in grant aid.	Offers a wide variety of career education programs. Students who apply for financial aid are <i>only eligible for federal financial aid (e.g., Pell Grant)</i> .	Offers 800 occupations. Students earn income working full-time under a skilled worker while completing evening courses.	Job Corps is a FREE education and vocational training program that provides FREE dorm-style housing, food, school supplies, and more.
Eligibility Requirements	<ul style="list-style-type: none"> • Open access with no minimum GPA • High school diploma or equivalent recommended* 	<ul style="list-style-type: none"> • No minimum GPA • High school diploma or equivalent required 	<ul style="list-style-type: none"> • No minimum GPA • High school diploma or equivalent required for most programs • Entrance exams and driver's license may be required • Minimum age requirement may vary 	<ul style="list-style-type: none"> • No minimum GPA • No high school diploma or equivalent required • Must be between ages 16–24 years old • Must be eligible to work in the United States
Average Length of Program	3–24 months (if full-time)	12–18 months	3–6 years	12–24 months
Additional Information	CCCMypath.org or icangotocollege.com/career-ed-certificate . Apply at CCCapply.org .	caladulthood.org/FindASchool	dir.ca.gov/das	jobcorps.gov

* A high school diploma or equivalent (i.e., GED/HiSET) is required to access most federal and state financial aid.



WARNING
Avoid “for-profit” or “proprietary” vocational colleges like those you may have seen advertised on television

such as the University of Phoenix and DeVry University. They typically cost more than similar programs offered at a community college, forcing students to take out loans that can lead to owing thousands of dollars whether or not they finish the program. Also, units earned at these colleges rarely transfer.

SECTION 6

Exploring Your College and Career Options

Explore the following online tools to learn more about postsecondary education and career pathways that may be right for you!



- ✦ **California Career Zone | cacareerzone.org** offers many tools, like the Interest Profiler, that suggest potential careers and postsecondary education pathways based on your interest or personality.
- ✦ **Gladeo | gladeo.org** helps you uncover your personal interests and how they match up with different careers. Youth in Los Angeles can also check out career opportunities at losangeles.gladeo.org.
- ✦ **My Path | CCCMYPATH.org** offers a career assessment to learn more about career pathways and how much you can earn when you complete a degree or certificate at a California Community College.
- ✦ **Living Wage Calculator | Livingwage.mit.edu** helps you learn how much money you have to earn to afford a home in the city and state you choose.

CHECK THIS OUT

Fostering Careers - A Roadmap to Your First Job to learn more about how to prepare for employment. Visit laoyc.org/guides.

SECTION 7

12th Grade Checklist

This checklist includes activities that you can complete to move to the next step in your educational journey.



CLICK jbay.org/resources/ed-planning-youth-checklists OR SCAN the QR code to download the 12th Grade Checklist Handout!

TIP



**KNOW
YOUR
RIGHTS!**

Learn about all the rights of foster youth and what to do if your rights are violated at: fosteryouthhelp.ca.gov/foster-youth-rights. Share this resource with your caregiver, counselor, or other trusted adult who can help you advocate for your educational rights.

EDUCATION PLANNING



- Work with your school counselor, or another trusted adult, to identify which postsecondary pathway is best for your interests.** See Section 5 for more information on the different postsecondary education pathways.
- If you have a disability,** request a copy of your most recent Individualized Education Program (IEP) plan that includes your diagnosis. For youth 16 or older, the IEP should include a plan, along with goals, to support you in the transition to postsecondary education. Remember, you may be eligible for services through the Department of Rehabilitation. Learn more in Section 9.

- If you haven't already done so, create a physical or online folder to store important documents and add report cards from 12th grade along with any certificates or awards earned.** You can use google.com/drive to store important documents online.
- Develop a system to safely store all login usernames and passwords.** You will be creating new accounts in the college and financial aid application process.
- Create an email address that is only for college and financial aid application information.** Avoid using a high school email address since those often expire once you graduate.
- Determine which colleges you want to apply to.**
 - If you are interested in applying to a four-year college or university and have taken the necessary courses, work with your counselor to make a list of colleges that include both colleges that you are likely to be accepted to ("safety schools") and "reach schools" that have more competitive entrance requirements.
 - If you are interested in community college, explore which colleges have the programs you are interested in.
- Schedule tours/informational interviews to help narrow down choices and learn more about available services.** Schedule an in-person or virtual visit to a college campus or attend a college fair to explore options. See Section 9 and visit cacollegepathways.org for more information.



HIGH SCHOOL COURSEWORK AND GRADUATION



- Students interested in attending four-year universities:** Talk to a high school counselor to make sure you are enrolled in approved “a-g” coursework and on track to apply to a four-year college or university. Learn more about these courses in Section 2 and by visiting calstate.edu/how-to-get-to-calstate or bit.ly/UCOP-AG. Don’t worry though if you haven’t taken “a-g” classes in high school. You can go to community college first and transfer to a university!
- Request tutoring or other supports as needed.** If you struggle with your classes, talk to a high school counselor, Foster Youth District Liaison, or County Office of Education Foster Youth Services Coordinating Program (FYSCP) to help you get tutoring and/or complete an assessment for additional support. Learn more about tutoring resources in Section 9.
- Talk with your high school counselor to see if you are a good candidate for dual enrollment.** Dual enrollment courses allow students to earn college credit while also satisfying a requirement for high school graduation. Sometimes you can take these classes at your high school!
- Create an account at californiacolleges.edu, if you haven’t yet, and update the High School Education Planner every semester with your grades earned.** If you decide to apply to a California State University (CSU), course information will automatically transfer to your college application.
- Review your academic record(s) throughout the year and, if you are behind in credits, identify opportunities for credit recovery** such as summer school, adult school, continuation school, or remaining in high school for a fifth year. Your school district must consult with you and your Education Rights Holder (ERH), if you are under the age of 18, to see which option is best for you. An ERH can be a parent, legal guardian, or other responsible adult who will represent your interests when making decisions about your education.

- If you are not on track to graduate high school by June**, work with your ERH to explore options such as staying in high school for a fifth year, graduation exemptions for foster youth (AB 167/216), or getting a high school equivalency certificate (i.e., GED or HiSET). Learn more about these options in Section 2.
- If you change schools during the school year**, your old school must provide the new school with all records regardless of any outstanding fees. Work with your school counselor or Foster Youth District Liaison to review your transcript for partial credit options.



Student Spotlight:
Selecting Your Postsecondary Institution

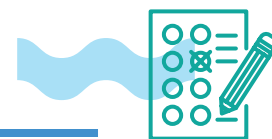


Click here to watch:
youtu.be/S3AexRPSSY0

Scan here to watch.



TESTING



- Optional (fall semester only): Sign up to take or retake the SAT and/or ACT. If possible, register for an earlier test date so you have a chance to take the exam again if desired.** The SAT and ACT are no longer required for admission to the CSUs or UCs, however, some private universities and out-of-state colleges still require the exam(s) as part of their admissions process.
- To learn more about when to register for the SAT go to satsuite.collegeboard.org. For the ACT go to act.org.

- Ask your high school counselor for a **fee waiver** for the exam and about any **test prep courses** available through the school.
- Ask your social worker/probation officer about **funding available to help pay for the prep courses**.

- **If applicable, work with your counselor to register in the fall to take the Advanced Placement (AP) or International Baccalaureate (IB) exams for 12th grade courses in the spring, usually in May.** Ask a school counselor about AP/IB exam fee waivers. Try to have a list of colleges you are interested in attending on hand so you can identify the colleges where you want your scores sent.

COLLEGE AND CAREER EXPLORATION



- **Explore interests.** Take or update a career interest assessment like the ones in Section 6.
- **Participate in extracurriculars.** Find activities you enjoy, like sports, clubs, or volunteering. Participating in these activities can help you explore interests, build skills, and strengthen college and job applications!
- **Get work experience.** If you are under the age of 18 and still enrolled in high school, you will need a work permit to get a job. Your school counselor or social worker/probation officer can assist in getting a work permit. Visit laoyc.org/guides to learn more about getting your first job.
- Students with a documented disability may be eligible for career services through the Department of Rehabilitation. See Section 9 for more information.

CHILD WELFARE AND PROBATION DEPARTMENT RESOURCES



- **Transitional Independent Living Plan & Agreement (TILP).** If you are living in out-of-home foster care and are 16 years or older, the TILP is a form that must be completed every six months to guide the activities that you, your social worker/probation officer, and other adults will work on to support your transition to adulthood. The TILP should reflect **your goals**, including college and career goals, and should specify which adults will support you in completing the steps necessary to meet your goals.
- **Postsecondary Education Support Person.** Social workers/probation officers must identify a postsecondary education support person(s) to assist all foster youth ages 16 or older who express an interest in college with completing their college applications, including career and technical education, as well as their financial aid applications.
- **Child & Family Team (CFT) Meeting.** This is YOUR meeting. The CFT meeting brings together a group of people, including you, to help make the best plans for your safety, well-being, and future. A meeting should happen at least every six months. You can invite your postsecondary education support person(s), teacher, counselor, coaches, and other trusted adults to your CFT meeting to help you plan for your postsecondary education and career goals.



Student Spotlight:
Advice for Seniors

Click here to watch:
youtu.be/XNuppLwKz10

Scan here to watch.



- ❑ **Independent Living Program (ILP).** Connect with your social worker/probation officer or local ILP to determine your eligibility and to learn more about what resources and activities ILP provides. Each county's program varies. Find a statewide ILP roster at: jbay.org/resources/ilp-roster.
- ❑ **Housing Options.** Work with your social worker/probation officer or ILP coordinator to explore your housing options. If you are eligible for Extended Foster Care (EFC), you may have multiple housing options. Make sure to start making a housing plan six to nine months prior to graduation.
- ❑ **Vital Documents.** Social workers/probation officers can assist you in gathering original vital documents, and should provide copies to all youth 16 years or older. Make sure to upload these documents into a secure electronic storage system such as ifoster.org or google.com/drive.

IMPORTANT VITAL DOCUMENTS FOR ADULTHOOD



- Photo ID, such as a CA State ID card, CA REAL ID or driver's license.
- U.S. Social Security Card or Permanent Resident Card (aka Green Card) if a non-US Citizen.
- Original birth certificate.
- Verification letter (dependent/ward of the court letter) to access foster youth benefits in college. See the "Applying for Financial Aid" section for more information.

APPLYING FOR FINANCIAL AID



Go to jbay.org/resources/financial-aid-guide to get the comprehensive Financial Aid Guide for California Foster and Unaccompanied Homeless Youth and companion FAFSA and CADAA Step-by-Step Guides for California Foster Youth. The checklist below provides a brief overview:

- ❑ **Apply for financial aid by completing either the FAFSA or CADAA.** Not sure which one? Speak to your school counselor for assistance.
 - U.S. Citizens and permanent residents should complete the Free Application for Federal Student Aid (FAFSA) at fafsa.gov.
 - Eligible undocumented students should complete the California Dream Act Application (CADAA) at dream.csac.ca.gov.
- ❑ **Create an FSA-ID if completing the FAFSA online.** You will need to provide your name (exactly as it appears on your social security card), date of birth, social security number and an email address. It is recommended that students create an FSA ID 3-7 days in advance of completing the FAFSA to allow for processing time at studentaid.gov/fsa-id/create-account/launch.
- ❑ **Submit your FAFSA or CADAA by the March 2nd priority deadline.** Applications open as early as October 1st for the following year. Students can apply after the deadline but may receive less aid.
 - If you plan to attend a four-year university, apply by the March 2nd deadline.
 - Students attending a California Community College have until September 2nd to submit the FAFSA or CADAA to receive a Cal Grant and Student Success Completion Grant award, but applying as early as possible (e.g., March 2nd) is recommended as some sources, such as the Chafee Grant, are granted on a first-come-first-served basis.

Ask your social worker/probation officer for assistance to make sure you are connected to individual support when completing your financial aid applications to prevent errors and get more money in your pocket!



❑ Gather documents and information necessary to complete the FAFSA or CADAA:

- Name and social security number, exactly as it appears on your Social Security Card, or Alien Registration Number [FAFSA applicants only].
- Statewide Student Identifier number (SSID) or Individual Taxpayer Identification Number (ITIN) [CADAA only].
- Email address that you check often (avoid using a high school email that will likely expire once you leave high school).
- List of up to 20 colleges where you plan to apply. At least one must be listed.
- When you complete the FAFSA online, you must provide consent to electronically share federal tax information from the Internal Revenue Service (IRS), even if you didn't file a tax return. You may also need to provide information about your current assets, like how much cash is in your checking and savings accounts. Students who receive certain federal benefits, such as CalFresh or Medi-Cal, are exempt from having to provide information on current assets. In some limited cases, certain tax information may need to be input manually.

❑ Make sure to identify as a foster youth on the FAFSA or CADAA to receive "Independent Status."

If you lived in out-of-home foster care placement for at least one day after the age of 13, or if you are in legal guardianship currently or were when you turned 18, you can complete the FAFSA or CADAA as an "Independent Student." This means that you do not need to report any financial information about your biological parents, foster parents/resource parents, guardians, or adoptive parents on the FAFSA or CADAA, and may qualify for more money.

❑ Complete the Chafee Grant application at chafee.csac.ca.gov.

If you were in out-of-home foster care placement for at least one day between the ages of 16 to 18 you can receive up to \$5,000 per academic year for up to five years (whether or not consecutive) until age 26.

❑ Create a Webgrants 4 Students account at mygrantinfo.csac.ca.gov once the FAFSA or CADAA is processed in order to manage state aid like the Cal Grant Chafee Grant, and Middle Class Scholarship online. It can take one to two weeks for the FAFSA to process before an account can be created. Once created, use Webgrants to:

- Check for errors related to state grants.
- Indicate where you plan to attend college and self-certify your high school graduation date.
- Verify that your high school GPA has been received by the California Student Aid Commission (CSAC) and matched on your Webgrants account to receive the Cal Grant. You can also reach out to your local Foster Youth Services Coordinating Program (FYSCP) for help. Please note, students must have a 2.0 minimum high school GPA to be eligible for a Cal Grant. For a list of FYSCP contacts by county, visit cde.ca.gov/ls/pf/fy.

❑ Work with your school counselor to research and apply for additional private scholarships.

See the Financial Aid Guide for California Foster and Unaccompanied Homeless Youth for more info: jbay.org/resources/financial-aid-guide.

❑ Obtain a dependency or "ward of the court" letter to verify that you were in foster care.

Campus programs may request this letter to confirm eligibility for certain foster youth benefits, including financial aid. **TIP: Be sure to save a digital copy for easy access in the future.**

- Current foster youth can contact their social worker/probation officer or Independent Living Program (ILP or ILSP) Coordinator.
- Former foster youth can call the California Foster Care Ombudsperson's office at 877-846-1602 or visit fosteryouthhelp.ca.gov.

❑ Check your email at least weekly and respond promptly to any requests for additional information.



Student Spotlight:
Tips for Applying for Financial Aid

Click here to watch:
youtu.be/Qoa7P0v4iDI

Scan here to watch.



COMMUNITY COLLEGE, INCLUDING CAREER & TECHNICAL EDUCATION (CTE): APPLICATION AND ENROLLMENT



- ❑ **SELECT A PATHWAY AND THEN A COLLEGE.** Different colleges offer different programs. First, decide which degree or certificate program is the best fit for your career goals and interests, and then determine which schools offer your desired program by going to cccmypath.org. A high school diploma or GED isn't required to attend community college, but it is required to receive most financial aid, like the Pell Grant.

CTE & APPRENTICESHIP OPTIONS!




Remember that while the community colleges offer a wide range of CTE programs, there are also options through Adult Education Career Education Programs, Job Corps, and the state's Apprenticeship Program. Learn more, including how to apply, in Section 5.


- ❑ **REQUEST TRANSCRIPTS.** Request up to two copies of your official high school transcript, one when fall grades have been posted and one when you graduate. You will need a copy when you meet with your college academic counselor to create an education plan.
- ❑ **APPLY.** Complete the free application at cccapply.org and make sure you identify as a foster youth on the application to access all the benefits you are eligible to receive. While there is no deadline, it is best to apply by March of your senior year.

NOTE: Students who want to take classes during the summer after high school graduation may need to submit an application for both the fall and summer term.

- ❑ **CONNECT TO SUPPORT.** Connect with on-campus support programs (i.e., NextUp, Disabled Students Programs & Services, etc.), ideally before you graduate high school, to get help with the application and enrollment process. See Section 9 and visit cacollegepathways.org.
- For students who may benefit from **Disabled Students' Programs & Services** (also known as Student Accessibility Services), contact the office at your future school before you start school. Getting services takes time. You can submit your latest Individualized Education Program (IEP) or 504 Plan with your diagnosis or get information about other ways you can qualify for services.
- ❑ **ATTEND ORIENTATION.** Once you apply and receive your college student ID number, schedule an appointment to complete the online or in-person new student orientation.
- ❑ **DETERMINE WHICH ENGLISH AND MATH CLASSES TO TAKE.** The process to determine which English and math courses are the best fit for you can vary by campus. Contact your admissions office to learn more about the process. High school grades can be used to help assess your best option.
- ❑ **CREATE AN EDUCATION PLAN.** After completing the orientation and determining math and English course options, schedule an appointment with an academic counselor to create an education plan based on your educational goal. If eligible, meet with an EOPS or NextUp counselor rather than a general counselor as these specialized programs can provide more one-on-one help.
 - If you are interested in transferring to a UC from a community college, visit the transfer center on your campus to ask about the UC Transfer Admission Guarantee (TAG).



- ❑ **EXPLORE HOUSING OPTIONS.** Start Early! With your social worker/probation officer and ILP Coordinator explore housing options located close to your top three college choices. While most community colleges do not offer on-campus housing, a few do—and campus foster youth support program staff may be able to connect you with housing resources.
- ❑ **REGISTER FOR CLASSES.** Foster youth who were in care for at least one day after the age of 13 should take advantage of priority registration to register for classes early. Deadlines to register for classes vary by campus but are typically in the spring of the student’s senior year. Students must first complete orientation, assessment, and an education plan to qualify to sign up for classes. Students may need to provide a dependent or ward of the court letter as proof of foster care status. See Section 8 for *Tips on Registering for and Succeeding in Classes*.
- ❑ **PAY FEES.** Once you register for classes, you will see enrollment fees appear in your student portal. In most cases, enrollment fees do not need to be paid until after your financial aid has been processed. You can reach out to the foster youth campus support program, such as NextUp, to find out the best way to pay for any enrollment, health, and/or student activity fees.
 - Most foster youth will qualify for the CA College Promise Grant (CCPG) to waive course tuition fees when they complete the FAFSA or CADAA.
 - Some fees, such as health and student activity fees, may not be covered by the CCPG.




FOUR-YEAR COLLEGES AND UNIVERSITIES: APPLICATION AND ENROLLMENT



Applying to a California State University (CSU) or University of California (UC)

- ❑ **BEGIN YOUR PERSONAL ESSAY.** Begin writing as early as the summer before senior year to make time for teachers and counselors to review your essay. This essay can be used for the CSU Educational Opportunity Program (EOP) application, UC applications, and private scholarships. Learn about EOP in Section 9.
- ❑ **SELECT CAMPUSES AND MAJOR(S).** Determine which CSU and/or UC campuses you may want to attend, and which major (or program of study) most interests you. Do your research and ask your high school counselor about “impacted campuses and majors.” “Impacted” means that a particular campus or major does not have enough space for all students that apply.
- ❑ **APPLY.** Start your application to the CSUs and/or UCs early! ***Make sure that a counselor or adult supporter is available to review your application before you hit “submit.”*** Foster youth, based on their income and household size, are typically eligible to receive fee waivers to waive application fees for up to four CSU and four UC applications.
 - **CSUs (calstate.edu/apply):** ***Apply between Oct. 1st – Nov. 30th.*** Some CSU’s may have extended application deadlines. Refer to the Applications and Deadlines section of calstate.edu/apply to learn more. Students who used the High School Planner at californiacolleges.edu will automatically have their records transferred to the application. If you did not use the High School Planner located at californiacolleges.edu, you will need to manually enter high school coursework and grades by referring to your high school transcript(s). **DO NOT** enter your grades based on memory as this can lead to errors.
 - **UCs (universityofcalifornia.edu/admissions):** ***Applications open Aug. 1st and can be submitted Oct. 1st – Nov. 30th.*** You will need to manually enter your high school coursework and grades. Refer to your high school transcripts (or academic records) to make sure you enter the correct information.

- **ON-CAMPUS HOUSING.** Indicate your interest in on-campus housing (i.e., “dorms” or “residence halls”) within your admissions application to receive information on housing options, even if you aren’t sure. Most foster youth qualify for priority access to on-campus housing, and if you are eligible for Extended Foster Care, the Supervised Independent Living Placement (SILP) stipend can help cover the cost of room and board.
- **APPLY FOR EOP (OPTIONAL BUT RECOMMENDED).** The Educational Opportunity Program (EOP) application can be found within the CSU application. The EOP program is available at all CSUs, but is only available at some of the UCs. EOP can provide book grants and scholarships, and can potentially help a student be admitted to the university who does not meet the regular admission criteria. Learn more here: calstate.edu/attend/student-services/eop/apply-to-eop.
- Ask at least two people (teachers, counselors, coaches, etc.) to write letters of recommendation and remind them to check their emails for the recommendation link.
- Ask the recommenders to let you know when they have submitted the recommendations to make sure your EOP application is complete.
- **REQUEST TRANSCRIPTS.** Send one copy of your official transcript as requested in January and the other before July 15th to confirm completion of required courses. You can request an extra copy of your transcript to save for the future.



Acceptance, Course Enrollment, and Fees at a CSU or UC

- **MAKE A DECISION.** Submit a Statement of Intent to Register (SIR) by May 1st. When making a decision, consider factors such as campus culture, available support, on-campus housing, and the out-of-pocket cost based on how much financial aid you were offered. Learn more about comparing financial aid award letters in the *Financial Aid Guide for CA Foster and Unaccompanied Homeless Youth*: jbay.org/resources/financial-aid-guide.
- **CONNECT TO ON-CAMPUS FOSTER YOUTH SUPPORT PROGRAMS,** and other relevant resources, as soon as you know where you plan to attend. All CSUs and UCs have foster youth support programs. To qualify, students must be in foster care at least one day. Program names and services vary by campus. To learn more about the various programs and find contact information, see Section 9 and visit cacollegepathways.org.
 - **If applicable, contact the Students with Disabilities’ Services** office on your future campus to learn about any accommodations you may be eligible for. You can submit your latest Individualized Education Program (IEP) or 504 Plan with your diagnosis or learn more about other ways to qualify for services. Start early to be able to receive special accommodations before the start of the fall term. Students may also submit a letter from a mental health therapist or medical professional to qualify for services.
- **PAY A DEPOSIT.** A non-refundable deposit is required to hold your spot. Contact the campus foster youth support program to help explore potential arrangements to postpone payment until your financial aid funds are awarded.
- **APPLY FOR ON-CAMPUS HOUSING (I.E., “DORMS”).** Eligible foster youth may be entitled to priority access to on-campus housing. Limited family housing for students with children may be available at some colleges. Many applications will require a non-refundable deposit. Work directly with the foster youth campus support program to ask if the housing department will waive housing

fees until financial aid is processed in the fall. If not, reach out to your ILP Coordinator for possible assistance.

- **Students planning to live on campus will also be asked to provide updated vaccination records** for childhood vaccinations (MMR, Tetanus, etc.). Other vaccinations may be recommended or required by the campus housing department (e.g., Covid-19, meningitis).
- **Use the summer to help gather the items you will need for your dorm.** Items you will need include sheets, bedding, laundry basket and detergent, hangers, toiletries, school supplies, and more! Connect with the campus foster youth support program or with your local ILP program to determine what support is available. See Section 9 for college resources.
- **REGISTER FOR CLASSES.** Work with the foster youth campus support program to find out if you are eligible for priority registration, and if so, take advantage of it to enroll in classes early. See Section 8 for *Tips on Registering for and Succeeding in Classes*.

WARNING

Avoid “for-profit” or “proprietary” vocational colleges like those you may have seen advertised on television.

They offer programs at a higher cost than similar community college programs. Many students end up with tens of thousands of dollars of debt. Units earned in for-profit programs may not always transfer. Do your research!

Applying to a Private College or University

- **DO YOUR RESEARCH.** Admission criteria, applications, and deadlines vary at each private college or university. Do your research early, starting the summer before senior year, to have time to plan.
- **BEGIN YOUR PERSONAL ESSAY(S).** Ask a school counselor or other adult supporter to review your drafts. If comfortable, you can include information about your foster care experience in your essay, which may help you qualify for more financial aid.
- **REQUEST RECOMMENDATION LETTERS.** Ask school counselors, teachers, or other individuals who can speak to your skills, talents, and strengths. It is helpful to provide your recommender with a “Brag Sheet” that lists your skills, education, and achievements throughout high school. Visit the Common App Ready Toolkit commonapp.org/counselors-and-recommenders/common-app-ready for a sample brag sheet and other resources.
- **APPLY.** Many private colleges use the Common Application (commonapp.org). Most applications are due by January 1st. Foster youth are typically eligible for an application fee waiver for up to four campuses. Use a copy of your high school transcripts to enter coursework and grades correctly.
- **MAKE A DECISION.** Once you find out which colleges you have been accepted to, consider factors such as campus culture, available supports, on-campus housing, and the cost of attendance based on how much financial aid is offered. Learn more about comparing financial aid award letters in the *Financial Aid Guide for CA Foster and Unaccompanied Homeless Youth*: jbay.org/resources/financial-aid-guide.

SECTION 8

Tips for Registering for and Succeeding in College Classes



Research your professors. Read student reviews on [ratemyprofessors.com](https://www.ratemyprofessors.com) to learn more about professors and find those who match your learning style.

Understand unit load. The chart below explains how much time you are expected to commit to your academics based on your unit load. Consider any additional demands or responsibilities, like work or children, when selecting your course load.



CLICK jbay.org/resources/ed-planning-youth-checklists OR SCAN the QR code to download the *Tips for Registering for and Succeeding in College Classes* Handout.

Unit (Course) Load	Lecture / Class Time <i>(instructional time spent in class)</i>	Study Time <i>(e.g., reading, reviewing notes, writing essays, studying for exams, etc.)</i>	Total Academic Time Per Week
1 unit	1 hour	2-3 hours	3-4 hours
3 units = about 1 class (part time)	3 hours	6-9 hours	9-12 hours
6 units = about 2 classes (half-time)	6 hours	12-18 hours	18-24 hours
12 units = about 4 classes (full-time)	12 hours	24-36 hours	36-48 hours
15 units = about 5 classes (full-time)	15 hours	30-45 hours	45-60 hours

TIP



Unit load impacts financial aid. Students enrolled in fewer than 12 units will receive less money.

There's more than one way to be a full-time student at a community college.

- ◆ Though taking at least 12 units is considered full-time for financial aid, students must take at least 15 units per semester (or attend summer school) to graduate with an associate degree within two years. Here are some options:
 - A **“traditional”** schedule has four to five classes that meet throughout the whole term.
 - A **“staggered”** schedule has different start and end dates for courses throughout the semester.
 - A **“stacked”** schedule has two classes starting at the beginning of the term and two at the middle of the term.
- ◆ Students eligible for disability services may qualify for a reduced course load which allows them to take fewer classes and remain eligible for programs like EOPS or College Promise Programs that normally require full-time enrollment.

Student Academic Portals, Course Syllabi, and Attendance Policies

- ◆ **Check your academic portal often to view your course syllabi and other important course information** (e.g., Canvas, Blackboard). You should begin checking your academic portal two to five days in advance of the start of a class to ensure that you are prepared for the first day of class.
- ◆ **Review your course syllabi and ask questions as needed.** Students are expected to read the course syllabi carefully and take responsibility for attendance and assignment deadlines. A student who says “I did not know” will often be referred back to the course syllabus.
- ◆ **Review your class attendance policies.** Missing too many classes can result in being dropped from the class, which can also impact financial aid and academic standing. If you are experiencing personal hardship that is making it hard to meet the class policies, talk to your professors.

Maintaining Satisfactory Academic Progress

A student needs to maintain Satisfactory Academic Progress (SAP) to continue receiving financial aid. Key steps to maintain SAP are:

- ◆ **Do not drop classes without speaking with both an academic and financial aid counselor.** Students typically need to complete 67% of the units they enroll in. For example, if a student enrolls in 12 units, they need to pass at least eight units.
- ◆ **Pass classes with a C or higher.** You need to maintain a GPA of 2.0 or higher to keep most financial aid.
- ◆ **Take classes that are approved on your education plan.** Students must complete their program within 150% of the published time frame. For example, if it takes 60 units to complete an associate degree, a student cannot take more than 90 units to complete the degree.

See the *Financial Aid Guide for CA Foster and Unaccompanied Homeless Youth* for more tips on maintaining financial aid at jbay.org/resources/financial-aid-guide.



Student Spotlight:
Understanding
Satisfactory
Academic Progress

Click here to watch:
youtu.be/i3H5YTEQUlg

Scan
here to
watch.



SECTION 9

Resources



CLICK jbay.org/resources/ed-planning-youth-checklists/ OR SCAN the QR code to download the Resources Handout!

K–12 Resources

- **CaliforniaColleges.edu** | Provides information on the college application process, financial aid, and career pathways. Learn more at californiacolleges.edu.
- **County Office of Education (COE) Foster Youth Services Coordinating Program (FYSCP)** | FYSCPs can help students get their health and school records, and can coordinate services such as tutoring, financial aid application assistance, and college and career planning. Contact information for each county can be found at cde.ca.gov/ls/pf/fy.
- **Foster Youth District Liaison (AB 490 Liaison)** | Found in each school district, the foster youth liaison can help collect transcripts from schools, help obtain partial credits to stay on track for graduation, identify tutoring resources, and assist with graduation requirements. Contact information for these liaisons can be found at cde.ca.gov/ls/pf/fy/ab490contacts.asp.
- **Learn to Be Tutoring** | Provides free one-on-one, online tutoring to underserved youth. [Learntobe.org](https://learntobe.org)

- **UPchieve Tutoring** | Provides free online tutoring and college counseling: upchieve.org/students

Students With Learning Needs

- **California Department of Education Special Needs Section** | Provides information and resources to serve the educational needs of persons with disabilities. cde.ca.gov/sp/se
- **Department of Rehabilitation (DoR)** | Offers student support services for 16- to 21-year-olds enrolled in school. Students must have a 504 Plan, IEP, or believe to have a disability (even if not formally diagnosed) to receive services. Go to dor.ca.gov and search for Student Services.

Child Welfare and Probation Department Resources

- **California Family Urgent Response System (FURS)** | A safe, judgment-free 24/7 hotline for current and former foster youth and their caregivers to get immediate help for any issues, big or small. [Cal-FURS.org](https://cal-furs.org)
- **California Foster Youth Ombudsperson's Office** | A neutral office that provides information about the rights of foster youth and helps resolve complaints about the care they receive. This office can also provide former foster youth with a dependency/ward of the court verification letter which is often required to access benefits in college such as priority registration or campus support programs. Go to fosteryouthhelp.ca.gov or call 877-846-1602.

■ **Independent Living Program (ILSP or ILP) |**

A voluntary program for students who were in care at least one day after their 16th birthday offered through the child welfare and probation departments that provides services and benefits to assist foster youth until their 21st birthday in achieving self-sufficiency. Some Kin-GAP youth are also eligible. Contact your social worker/probation officer for more information and/or view this ILP roster: jbay.org/resources/ilp-roster.

Other Resources

■ **CalFresh |** California's food stamps (SNAP) program, provides free money for low-income individuals. Getcalfresh.org

■ **iFoster |** Provides free resources to foster youth such as cell phones, tutoring services, and a digital locker to safely store important documents. Become a member for free at: ifoster.org

■ **Medi-Cal Health Insurance |** Available for young people in care on or after their 18th birthday through age 26. Insurance includes coverage for mental health services. Coveredtil26.org



Financial Aid Resources

■ **Application Fee Waiver |** Most foster youth qualify for an application fee waiver for up to four CSUs, four UCs, and all applications submitted through the Common Application (private universities) based on their income.

■ **California College Promise Grant |** Allows low-income students at California Community Colleges to have enrollment fees (the cost of classes) waived. Foster youth can maintain this benefit regardless of academic performance once in college. To apply, complete a FAFSA (fafsa.gov) or CADAA (dream.csac.ca.gov).

■ **California Student Aid Commission (CSAC) |** Provides information on state financial aid resources, like the Cal Grant, Chafee Grant, and California Dream Act Application. It also includes a list of Cal Grant-eligible institutions. csac.ca.gov or csac.ca.gov/foster-youth-students.

■ **Federal Student Aid |** Provides information about different types of federal financial aid, how to submit your Free Application for Federal Student Aid (FAFSA), how aid is calculated, and how to manage loans. studentaid.gov

■ **John Burton Advocates for Youth (JBAY) |** Provides everything you need to know about financial aid for California foster youth, including the *Financial Aid Guide for CA Foster and Unaccompanied Homeless Youth*, FAFSA, and CADAA step-by-step visual guides, and scholarship resources. jbay.org/resources/financial-aid-guide.

California Community College Programs and Benefits

Programs vary by campus. Contact your campus to learn more.

- **Basic Needs Centers** | Provide access to food, housing, mental health resources, and more.
- **California College Promise Program** | Assists full-time eligible students with free college tuition and support services.
- **Campus Support Programs (CSP) for Foster Youth** | Support current and former foster youth with a variety of services such as admissions, financial aid, academic counseling, and tutoring. All CA community colleges have NextUp (see eligibility below), and many others have additional foster youth programs that serve students who don't meet NextUp eligibility. cacollegepathways.org/search-foster-youth-programs

NextUp Eligibility: Serves current and former foster youth who were in care on or after their 13th birthday and under the age of 26 at the time of program entry. Provides special assistance, including one-on-one support, book vouchers, and additional financial resources. icangotocollege.com/financial-aid/foster-youth-support.
- **Cooperative Agencies Resources for Education (CARE) and CalWORKs** | Assist students with dependents who are eligible for county cash aid.

- **Disabled Student Programs and Services (DSPS)/Student Accessibility Services (SAS)** | Provides assistance and accommodations, including note-taking assistance and longer test-taking time, for students with physical, mental, and/or learning disabilities.
- **Dream Resource Center** | Assists undocumented students with academic, career, and referral services.
- **Extended Opportunity Programs and Services (EOPS)** | Provides admission, academic counseling, and financial support services to historically underserved and low-income students.
- **LGBTQ+ Services** | Create a safe and welcoming space for members of the LGBTQ+ community. jbay.org/resources/ccc-lgbtq-resource-guide
- **Physical and Mental Health Services** | Offer access to free and low cost medical and mental health services including vaccinations, physicals, and counseling.
- **Priority Registration** | Allows youth who were in foster care at least one day after the age of 13 and are under the age of 26 to register for classes before the general population. Application deadlines vary by campus.
- **Puente Project** | A program geared toward Hispanic/Latino students that provides academic support, counseling, and mentoring. thepuenteproject.org

- **Rising Scholars** | Supports students who were involved with the justice system with academic, counseling, and referral services. risingscholarsnetwork.org
- **Student Success Completion Grant** | A community college financial aid program that provides a grant of \$5,250 per semester to students who were in foster care on or after the age of 13, receive the Cal Grant B or C and enroll in 12 or more units.
- **Umoja Community** | A community dedicated to enhancing the cultural and educational experience of African American and other students. umojacommunity.org



CSU and UC Programs and Benefits

Programs vary at each campus. Contact campuses to learn more.

More information about services at the CSUs is available at calstate.edu/attend/student-services.

More information about services at the UCs is available at tinyurl.com/UCStudentServices.

- **Basic Needs Centers** | Provide access to food, housing, mental health resources, and more.
- **Campus Support Programs (CSP) for Foster Youth** | All CSU and UC campuses support current and former foster youth with a variety of services such as assistance with admissions, financial aid, academic counseling, and tutoring. To qualify, students must be in foster care at least one day. Program names and services vary by campus. cacollegepathways.org/search-foster-youth-programs
- **Educational Opportunity Program (EOP)** | Provides assistance with admissions, academic, and financial support services to historically underserved and low-income students. They also advocate to accept some students who don't meet regular university admission criteria! Students must apply when completing their undergraduate application. calstate.edu/attend/student-services/eop

- **Justice System Involved Students |** Many campuses have programs for students with prior involvement with juvenile and adult criminal justice systems such as the UC's Underground Scholars.
- **Priority Housing |** Foster youth can receive priority status for on-campus housing, and some students can stay on campus year-round including holiday breaks. Contact your college to learn more.
- **Priority Registration for Foster Youth |** Current and former foster youth in California receive priority course registration at all CSU and most UC campuses. This benefit makes it much easier to enroll in competitive classes. At the CSUs, this benefit is for youth who were in foster care at least one day after the age of 13 and are under the age of 26. Eligibility varies across the UCs.
- **Resources for Undocumented Students |** Often referred to as Dream Centers, offered at many CSUs and UCs.
- **Students with Disabilities Services |** Provide assistance and accommodations for students with physical, mental, and/or learning disabilities, including note-taking and special test-taking conditions.
- **TRIO Student Support Services (SSS) |** Serve first-generation, low-income students, and individuals with disabilities in their academic, personal, and professional growth.

California College Pathways |

Provides information and resources about postsecondary education for foster youth including resources for understanding and getting help with financial aid, finding scholarships, and accessing foster youth support programs on college and university campuses. cacollegepathways.org



★
Student Spotlight:
 Benefits of
 Priority Registration

Click here to watch:
youtu.be/Nb-K2VABvHY

Scan
 here to
 watch.



SECTION 10

Common Education Terms

ACADEMIC TRANSCRIPT is an official academic record with details of subjects studied along with grades received in each subject.

“A–G” COURSES are a series of high school classes that students are required to complete with a grade of C or better to be eligible for admission to the California State University and the University of California systems along with some private colleges.

ADULT EDUCATION PROGRAMS offer free to low-cost classes for adults 18 and older to earn a high school diploma, obtain a high school equivalency certificate, or complete courses for career certification.

APPRENTICESHIP PROGRAMS combine paid on-the-job training with classroom instruction to prepare workers for highly skilled and in-demand careers.

ASSOCIATE DEGREE is an undergraduate academic degree awarded by a community college which typically takes two or more years depending on the major and enrollment status (full-time or part-time).

BACHELOR’S DEGREE is an undergraduate academic degree awarded by colleges and universities upon completion of a course of study typically lasting four to five years (depending on the course of study).

CALIFORNIA DREAM ACT APPLICATION (CADAA) allows eligible undocumented students interested in attending California colleges and career education programs to apply for state financial aid and in-state tuition.

CALIFORNIA COMMUNITY COLLEGE SYSTEM consists of 116 public colleges throughout the state offering a range of certificates, associate degrees, transfer pathways and limited bachelor’s degree programs.

CALIFORNIA STATE UNIVERSITY SYSTEM is a public university system with 23 campuses throughout the state that offer bachelor’s degrees and advanced degrees.

CAMPUS FOSTER YOUTH SUPPORT PROGRAM, often known as Guardian Scholars or NextUp, offers support and services to eligible current and former foster youth attending college that may include help with academic counseling, books and supplies, tutoring, and emergency support.

CAREER AND TECHNICAL EDUCATION, also known as a trade school or vocational school, is a program of study that offers a certificate in a specialized career (e.g., graphic design, respiratory therapy, dental hygiene). These programs are typically short-term.

CHAFEE GRANT is money for California’s foster youth who were in care on or after their 16th birthday to help pay for college or career and technical training.

CONTINUATION SCHOOL is an alternative high school diploma program for students who are 16 years of age or older, have not graduated from high school, and who are at risk of not graduating.

CUMULATIVE ACADEMIC GRADE POINT AVERAGE (GPA) is the overall GPA of all grades a student has earned in all semesters and all courses.

DEGREE is an academic title earned after a student completes a series of classes focused on a particular area of study.

DUAL ENROLLMENT, also known as concurrent enrollment, allows high school students to take college courses, taught by college professors, at their high school campus or community college.

FOUR-YEAR UNIVERSITY offers a variety of degree programs for students to earn their bachelor's degree (Bachelor of Arts or Science).

FREE APPLICATION FOR FEDERAL STUDENT AID (FAFSA) is an application that helps determine what federal and state aid a student may qualify for including federal grants, work-study, and loans.

FULL-TIME ENROLLMENT is when a student enrolls in a minimum of 12 units per semester during fall and spring terms.

GRANT is a form of financial aid that does not have to be repaid.

HIGH SCHOOL GRADUATION EXEMPTIONS FOR FOSTER YOUTH (AKA AB 167/216) allow eligible foster youth who change schools after their second year of high school and who are behind in credits to receive their high school diploma by completing the minimum state graduation requirements instead of any additional local graduation requirements set by their district.

INDEPENDENT LIVING PROGRAM (ILP OR ILSP) is a voluntary program offered through the child welfare and probation department that provides services and resources to eligible foster youth up until the age of 21.

INDIVIDUALIZED EDUCATION PROGRAM (IEP) is a plan developed to make sure that a child with a disability who is attending K-12th grade receives specialized services and supports to do well in their classes.

JOB CORPS is a free education and career training program administered by the U.S. Department of Labor for young people between the ages of 16-24 that also provides free housing.

MAJOR is the subject that is the main focus of your degree, such as a bachelor's or associate degree. For example, someone may choose to major in Psychology, Engineering, Business, or Criminal Justice Studies.

NEXTUP is the name of a foster youth support program for current and former foster youth found at each community college in California that provides services and supports to help students succeed in college.

PELL GRANT is free federal financial aid available to low-income students who are attending a qualified postsecondary education program.

POSTSECONDARY EDUCATION includes any education following high school graduation that can lead to certification, licensing, or a postsecondary degree such as a certificate, associates degree, or bachelor's degree.

SCHOLARSHIP is money awarded to a student based on academic achievement, financial need, or other criteria to assist with the cost of their education that does not need to be repaid.

TUITION is the cost of classes at a college or university.

TWO-YEAR COLLEGE is often a community college that offers programs through which students can earn an associate degree in two years (if enrolled in 15 units each term or attending year-round, including summers) or a certification in one year or less.

UNIT represents how much time a student will need to dedicate to a class (or course) at a college or university. Typically, one unit equals about one hour of time spent in a class per week and two hours of study time outside of class.

UNIVERSITY OF CALIFORNIA SYSTEM is a public university system with 10 universities throughout the state that offer bachelor's degrees and advanced degrees.

504 PLAN is a plan to identify accommodations to support a student's learning, and is available to students with a disability who may not qualify for an Individualized Education Program (IEP).

College and Career Bound:
A Planning Guide
for 12th Grade Students in Foster Care



JOHN BURTON
Advocates
for Youth

John Burton Advocates for Youth
235 Montgomery Street, Suite 1142
San Francisco, CA 94104

CALIFORNIA ★
COLLEGE 
PATHWAYS 

California College Pathways
cacollegepathways.org