

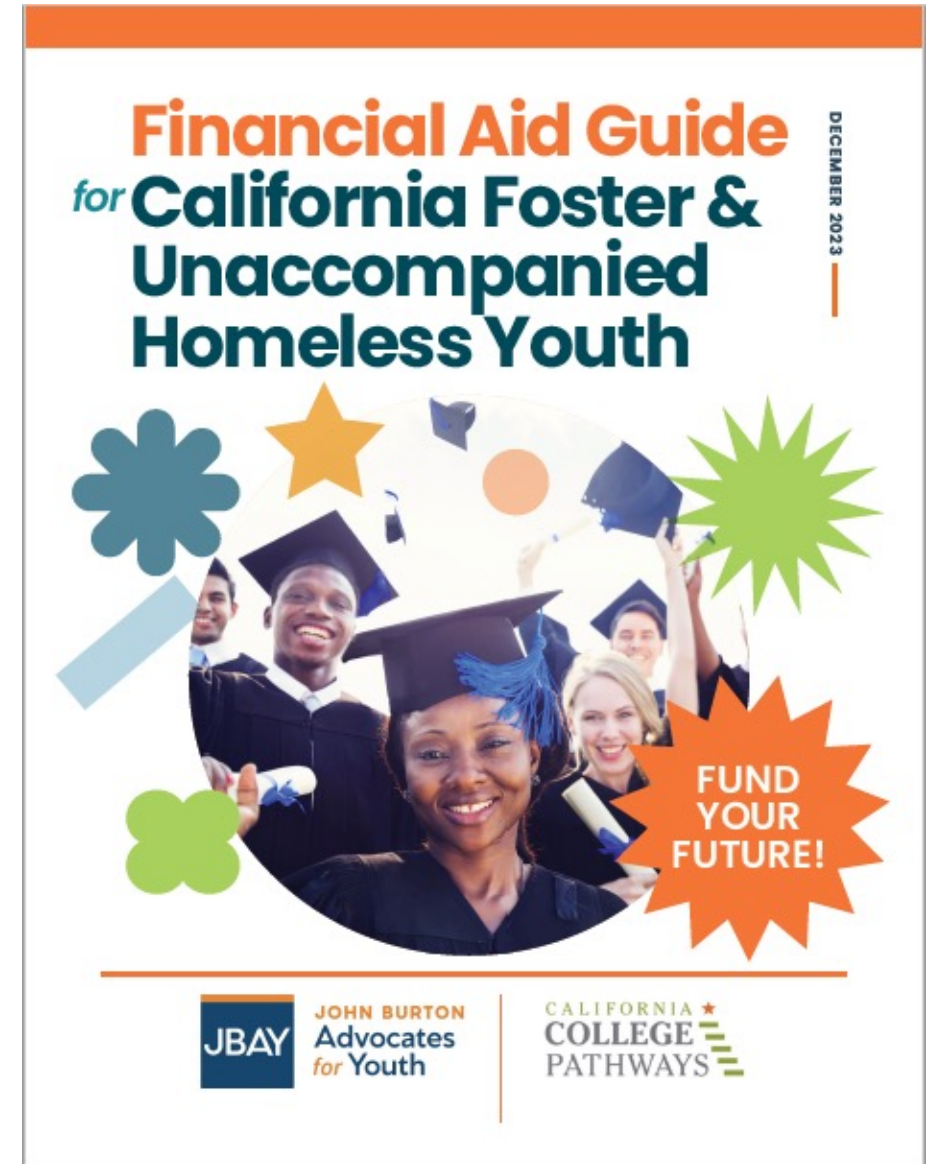
# Completing the California Dream Act Application (CADAA): A Visual Guide For Youth with Experience in Foster Care or Homelessness

This Guide is intended to complement the *Financial Aid Guide for California Foster and Unaccompanied Homeless Youth* with screen shots of the online California Dream Act Application (CADAA) and detailed step-by-step instructions for youth who have experienced foster care or homelessness.

Please refer to the full Guide for information on the different types of financial aid, what to do after completing the CADAA, and how to maintain financial aid.

While this guide strives to be as accurate as possible, information may change, and errors may occur. Errors can be reported to [info@jbay.org](mailto:info@jbay.org).

[jbay.org/resources/financial-aid-guide](https://jbay.org/resources/financial-aid-guide)



# Who Should Use This Guide

This guide is intended for youth who have experienced foster care or homelessness in California who qualify for “Independent Student Status” on the CADAA. Students who do not qualify for “Independent Student Status,” will need to provide financial information about their parent(s). Information about providing parental information is not included in this guide.

Students who do not qualify as homeless but who cannot obtain parental information can request an exemption for unusual circumstances such as an abusive family, parental incarceration or when parents’ whereabouts are unknown (see section 4(c)). Note that circumstances such as parents not providing financial support or being unwilling to provide information on the CADAA do not alone qualify as unusual circumstances.

If a student is a U.S. Citizen or eligible noncitizen,\* they should fill out the Free Application for Federal Student Aid (FAFSA) instead of the CADAA to qualify for both state and federal aid. A Visual Guide to the FAFSA is available at [jbay.org/resources/financial-aid-guide](https://jbay.org/resources/financial-aid-guide).

\*See <https://studentaid.gov/help/eligible-noncitizen> for details

# Table of Contents

1. How to Apply for Financial Aid
2. Verifying Eligibility
3. Creating an Account
4. Personal Identifiers
5. Student Personal Circumstances
  - a) Current and Former Foster Youth
  - b) Unaccompanied Homeless Youth
  - c) Unusual Circumstances
6. Student Demographics
7. Student Financials
8. College Selection
9. AB 540 Affidavit
10. Review and Signature
11. After the CADAA
12. Resources

# 1. How to Apply for Financial Aid

---

# What is the CADAA?

- The CADAA allows undocumented and nonresident documented students who meet certain eligibility requirements to apply for state financial aid such as the Cal Grant and Chafee Grant.
- Students who complete the CADAA are not eligible for federal financial aid, like the Federal Pell Grant.
- It also allows qualified students to pay in-state resident fees (instead of higher out-of-state fees) at California's public colleges and universities.



- Free Application for Federal Student Aid
- Available to U.S. Citizens, permanent residents or other eligible non-citizens\*
- Apply at FAFSA.gov (mobile option available)
- Available in English or Spanish online
- Used for Federal and State aid

\*See <https://studentaid.gov/help/eligible-noncitizen> for details



- Eligibility: qualified undocumented students, Temporary Protected Status or U Visa\*
- Apply at [dream.csac.ca.gov](https://dream.csac.ca.gov)
- Available in English only online (paper Spanish application)
- Qualifies students as CA residents and for state aid

\*See <https://www.csac.ca.gov/post/california-nonresident-tuition-exemption> for details

# Deadlines



## To qualify for state and institutional aid

- 4-year university: **April 2**  
*(extended for 2024 only)*
- CA Community College:  
**September 2**



# Who is eligible to submit a CADAA?

Students who meet AB 540 criteria, have Temporary Protected Status or hold a U Visa.

To qualify for AB 540, a student must satisfy ALL of the criteria shown

1. Satisfaction of either of the following:
  - A. High school attendance in California for three or more years, **OR**
  - B. Attainment of credits earned in California from a California high school equivalent to three or more years of full-time high school coursework and a total of three or more years of attendance in California elementary schools, California secondary schools, or a combination of those schools. **OR**
  - C. Attainment of credits earned at a California adult school, **OR**
  - D. Credits earned at a California Community College, **OR**
  - E. A combination of the schools listed above
2. Graduated or will graduate from a California high school, **OR** Attainment of General Education Development (GED), High School Equivalency Test (HiSET), Test Assessing Secondary Completion (TASC), **OR** Attainment of an associate degree from a California Community College, **OR** Fulfillment of minimum transfer requirements from a California Community College to a University of California or California State University, **AND**
3. Will register or enroll in an accredited and qualifying California college or university, **AND**
4. If applicable, complete(d) an affidavit to legalize immigration status as soon as you are eligible, **AND**
5. Do not hold a valid non-immigrant visa (F, J, H, L, A, B, C, D, E, etc.)\*

# Does DACA status or having a Social Security Number impact eligibility?

- Deferred Action for Childhood Arrivals (DACA) status is not required to apply for the CADAA.
- If you received DACA status and were issued a Social Security Number, you must still fill out the CADAA.
- If you have a Social Security card, but it says “VALID FOR WORK ONLY WITH DHS AUTHORIZATION” you are not eligible to complete the FAFSA. You must meet the AB 540 criteria on the prior slide to be eligible for the CADAA.
- Your parent’s citizenship status does not impact your eligibility to receive financial aid under the CADAA or FAFSA.

# What about Special Immigration Juvenile Status (SIJS)?

- **Foster youth who are undocumented immigrants may qualify to receive Special Immigration Juvenile Status (SIJS).** Undocumented children who are a dependent of the juvenile court who cannot be reunified with one or both of their parents due to abuse, abandonment or neglect, and for whom it is not in their best interest to return to their country of nationality, may be able to obtain SIJS and apply to become a lawful permanent resident, also known as obtaining your Green Card.
- **Students with a *pending* application for SIJS are not eligible for federal financial aid and should submit the CADAA** until they have received permanent resident status (i.e., a Green Card/Alien Registration).
- If an undocumented student in foster care does not have an application for SIJS pending, the child welfare agency should be contacted for eligibility screening.

# CADAA Information is Private!

- CADAA information is not shared with the Federal government
- The California Student Aid Commission (CSAC) protects the confidentiality of student records
- CSAC has never shared any information about a student's immigration status, documented or undocumented
- CSAC also complies with the Family Educational Rights and Privacy Act (FERPA), which protects the privacy of student education records

# What a student needs to apply



An email address AND a list of at least one and up to 20 colleges



Information about current assets, such as cash and checking/ savings accounts



Tax return or income information from the “prior-prior” year (2022). If you filed a tax return, also have your Social Security Number or Individual Taxpayer Identification Number (ITIN) (optional)



Statewide Student Identifier (SSID): a 10-digit number that is given to all students enrolled in a California elementary, middle or high school. This is optional but recommended.



School transcript information needed to demonstrate that school attendance satisfies AB 540 criteria

# 2. Verifying Eligibility

---

# VERIFYING ELIGIBILITY

The CADAA must be filled out EVERY year!  
This is a FREE application.

**Returning User:**  
Click "Login." You can also log in to make corrections or add a new college to your application.

**New to the CADAA Process:** Select first-time account registration

The screenshot shows the top half of the California Dream Act Application website. At the top, there is a banner with a photo of a young woman and the text "California Dream Act Application". Below the banner, the page is divided into two main sections: "STUDENT ACCOUNT" and "PARENT SIGNATURE".

**STUDENT ACCOUNT**

- Submit a CA Dream Act Application
- Update a previously submitted CA Dream Act Application
- Retrieve Username or Password

Below the list is a green "Login" button. At the bottom of this section, there is a link: "Need an Account? Click [here](#) for first-time account registration."

**PARENT SIGNATURE**

- Reserved for parent(s) ONLY
- Sign your child's CA Dream Act Application

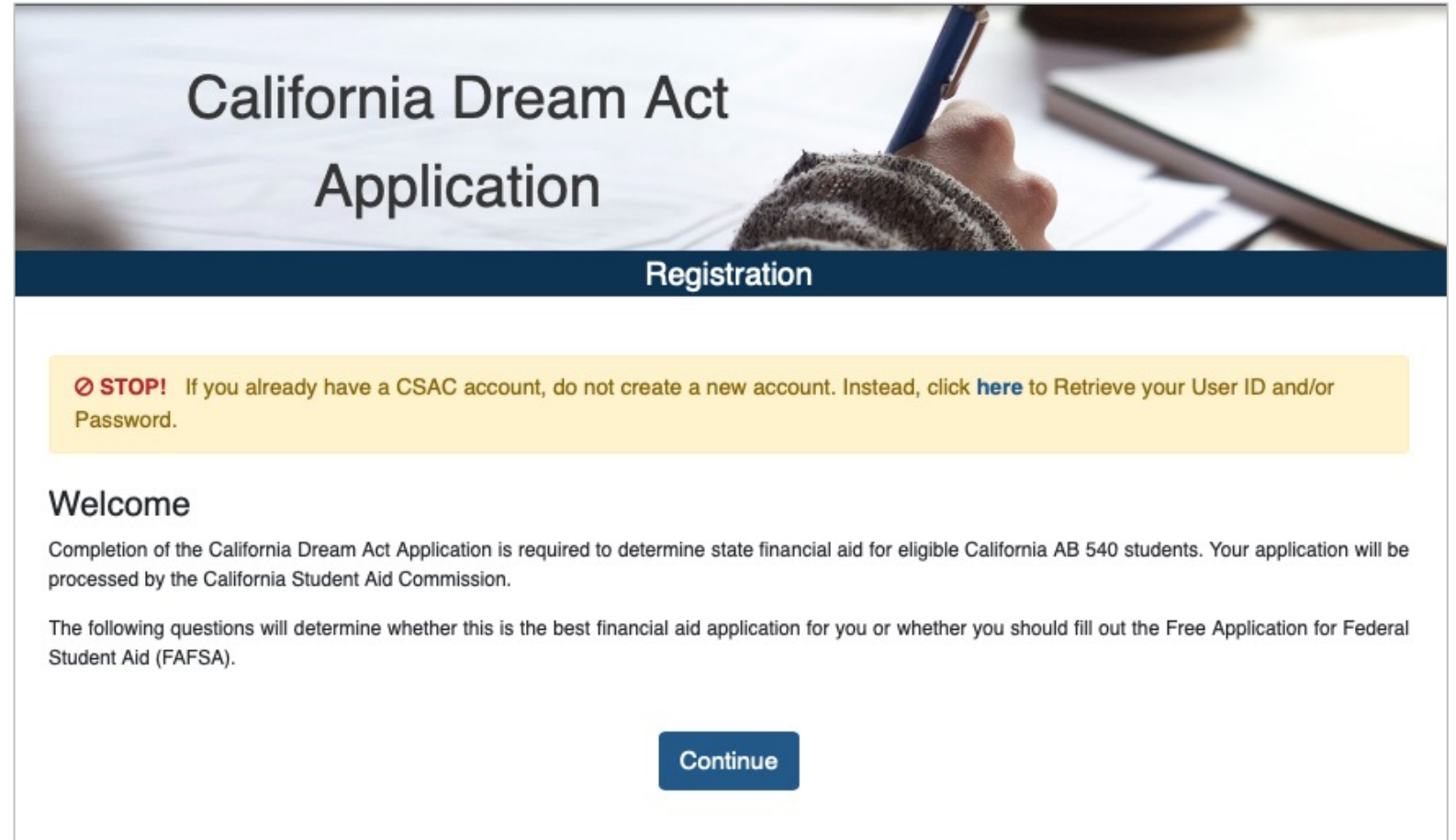
Below the list is a dark grey "Sign" button.



# VERIFYING ELIGIBILITY

Starting a new CADAA begins with Registration to verify your eligibility for the CADAA.

Click Continue.



The screenshot shows the registration page for the California Dream Act Application. At the top, there is a header image with the text "California Dream Act Application" and "Registration" below it. A yellow warning box contains the text: "STOP! If you already have a CSAC account, do not create a new account. Instead, click here to Retrieve your User ID and/or Password." Below this, the "Welcome" section states: "Completion of the California Dream Act Application is required to determine state financial aid for eligible California AB 540 students. Your application will be processed by the California Student Aid Commission. The following questions will determine whether this is the best financial aid application for you or whether you should fill out the Free Application for Federal Student Aid (FAFSA)." A blue "Continue" button is located at the bottom right of the page.

## California Dream Act Application

### Registration

**STOP!** If you already have a CSAC account, do not create a new account. Instead, click [here](#) to Retrieve your User ID and/or Password.

#### Welcome

Completion of the California Dream Act Application is required to determine state financial aid for eligible California AB 540 students. Your application will be processed by the California Student Aid Commission.

The following questions will determine whether this is the best financial aid application for you or whether you should fill out the Free Application for Federal Student Aid (FAFSA).

[Continue](#)

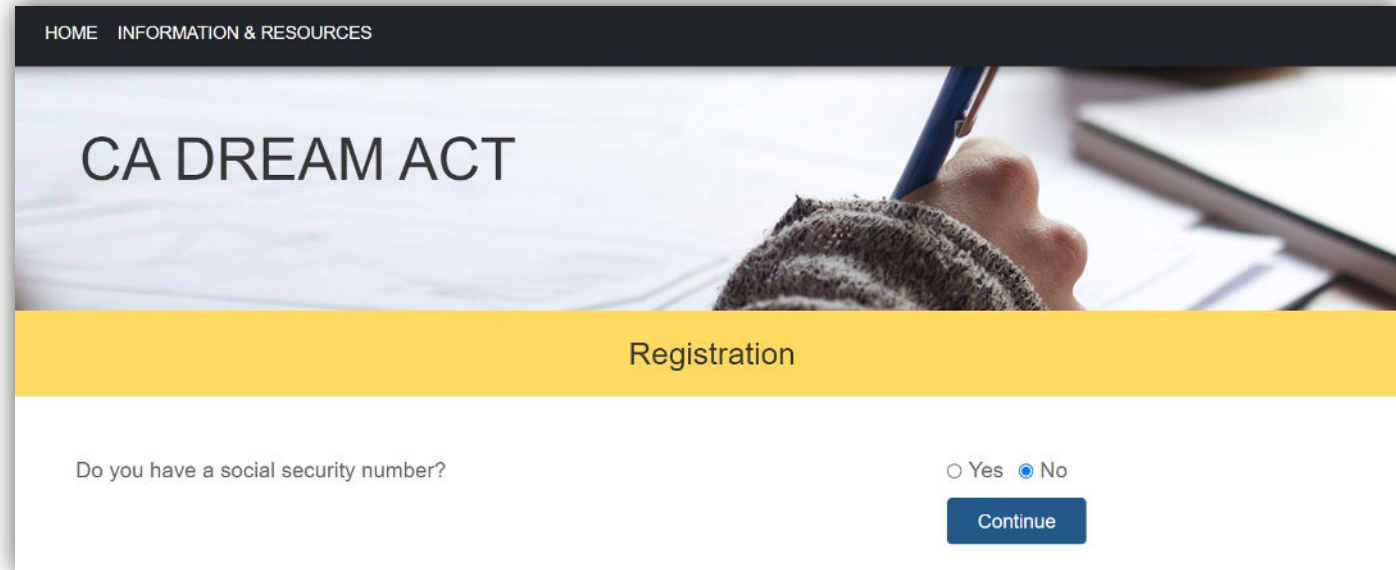


# VERIFYING ELIGIBILITY

The CADAA will confirm your eligibility by asking if you have a Social Security Number (SSN).

If you respond “yes,” you will be asked if you received your SSN through DACA.

If you respond “no” to either question, you meet the first eligibility criteria.



HOME INFORMATION & RESOURCES

## CA DREAM ACT

Registration

Do you have a social security number?  Yes  No

[Continue](#)

Did you obtain your social security number after the U.S. Citizenship and Immigration Services (USCIS) granted you Deferred Action status **and** you received your social security number through an Employment Authorization Card **and** your card states it is for work purposes only?  Yes  No

Deferred Action refers to Deferred Action for Child Arrivals or DACA. More information on DACA can be found on USCIS website:

<https://www.uscis.gov/humanitarian/consideration-of-deferred-action-for-childhood-arrivals-daca>

and clicking the "Consideration of Deferred action for Childhood Arrivals Process" link.

Note: If you have Temporary Protected Status or hold a U Visa select "Yes"

# VERIFYING ELIGIBILITY

You will then be asked if you meet the AB 540 criteria.

You must be able to answer “yes” to continue.

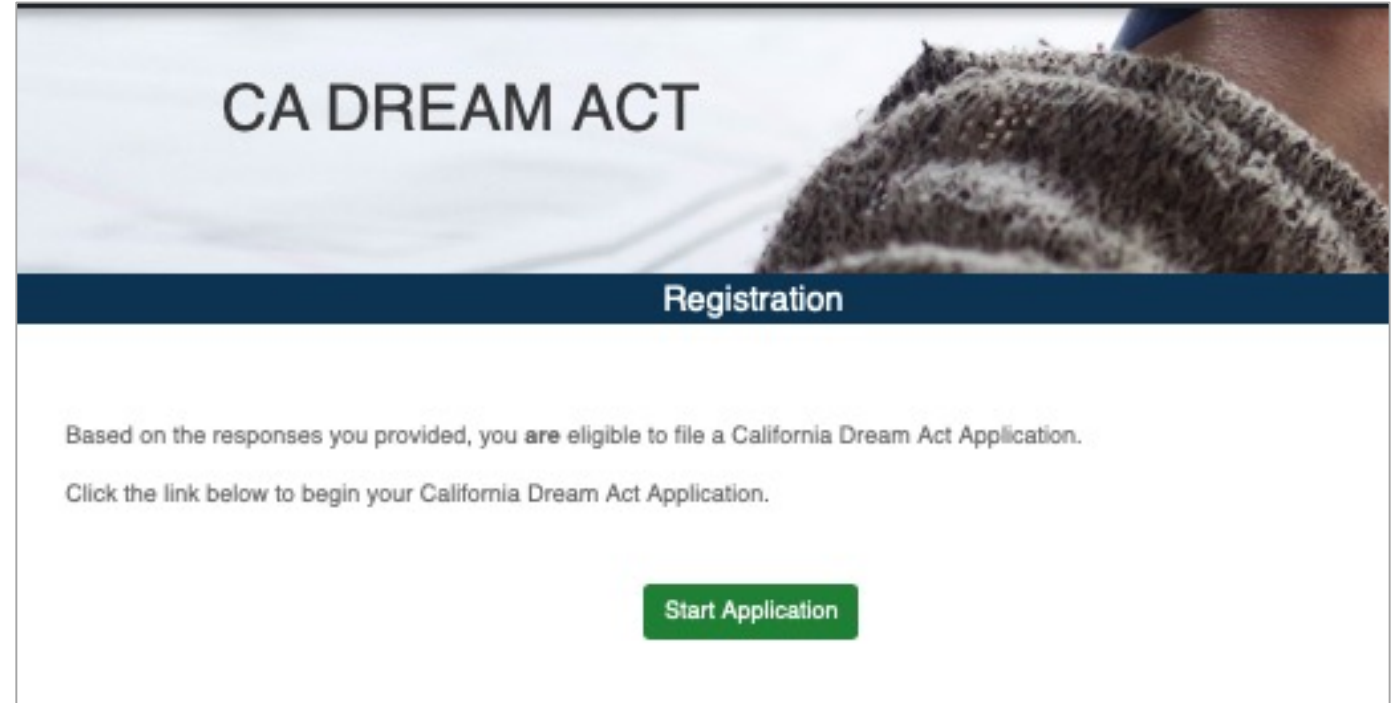
Do you meet the AB540 criteria list below?  Yes  No

1. Satisfaction of either of the following:
  - A. High school attendance in California for three or more years, **OR**
  - B. Attainment of credits earned in California from a California high school equivalent to three or more years of full-time high school coursework and a total of three or more years of attendance in California elementary schools, California secondary schools, or a combination of those schools. **OR**
  - C. Attainment of credits earned at a California adult school, **OR**
  - D. Credits earned at a California Community College, **OR**
  - E. A combination of the schools listed above
2. Graduated or will graduate from a California high school, **OR**  
Attainment of General Education Development (GED), High School Equivalency Test (HiSET), Test Assessing Secondary Completion (TASC), **OR**  
Attainment of an associate degree from a California Community College, **OR**  
Fulfillment of minimum transfer requirements from a California Community College to a University of California or California State University, **AND**
3. Will register or enroll in an accredited and qualifying California college or university, **AND**
4. If applicable, complete(d) an affidavit to legalize immigration status as soon as you are eligible, **AND**
5. Do not hold a valid non-immigrant visa (F, J, H, L, A, B, C, D, E, etc.)\*

\*Note: If you have Temporary Protected Status or hold a U Visa select "Yes"

# VERIFYING ELIGIBILITY

If you meet the eligibility requirements, you will be informed that you are eligible to file a CADAA and can click "Start Application."



CA DREAM ACT

Registration

Based on the responses you provided, you are eligible to file a California Dream Act Application.

Click the link below to begin your California Dream Act Application.

[Start Application](#)

# 2. Creating an Account


---

# CREATE A USER ACCOUNT

You will need to provide your name and date of birth, and create a User ID, which must be 8 characters.

Your name and date of birth must match your high school or college records. If you use a different name on your college admissions applications than what was used in high school, you should contact your college/university.


Required fields are marked with a red asterisk (\*).


**TIP!** If "Auto Hint" is turned on in the upper right corner, an explanation of what to include for each field will be shown. If this is off, you can click the  next to the field for information.

## Let's Get Started


Please complete the following form in order to continue. The minimum required fields are indicated with a red asterisk, although we recommend completing the entire form in order to expedite your application processing time.


Auto Hint

 **STUDENT INFORMATION**


\* First Name 

First name is required

Middle Initial 

\* Last Name 

Last name is required

\* Date of Birth 

Date of birth is required


\* User ID


Username is required

(Length 8 characters, accepts Alphanumeric and \_ . - @)

## CREATE A USER ACCOUNT (continued)

**Student Address:** Do not provide a temporary mailing address. If you don't have a permanent mailing address, ask your college's financial aid administrator for help.

 **STUDENT ADDRESS**


\* Mailing Address 

Address is required  
(Enter your street number and street name, or P.O. Box)

\* City

City is required

\* State

CALIFORNIA 

\* Zip Code

Zip code is required

# CREATE A USER ACCOUNT (continued)

**Phone Number:** Providing a phone number is not required, but is recommended

**Email Address:** You must provide an email address, as this is used for communication from CSAC and your college.

Double-check the email address to make sure there are no typos. Avoid using high school emails that can expire.

**TIP!** Emails from CSAC may go to your junk or spam folder, so be sure to check these folders and add csac.ca.gov as a “safe sender.”

**STUDENT CONTACT**


Phone Number ⓘ

\* Email Address ⓘ

Email is required

\* Confirm Email Address ⓘ

Confirm Email is required

I'm not a robot 

Register Clear

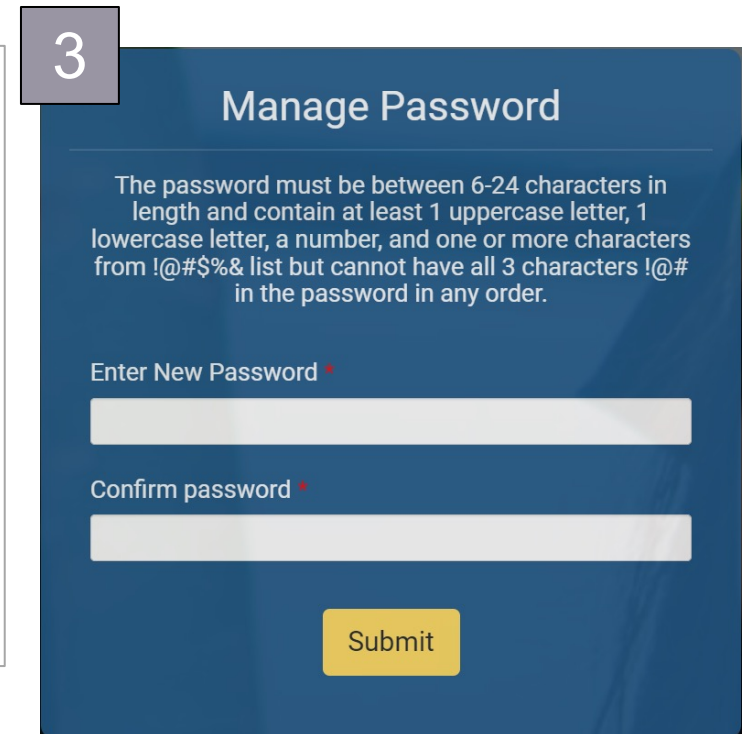
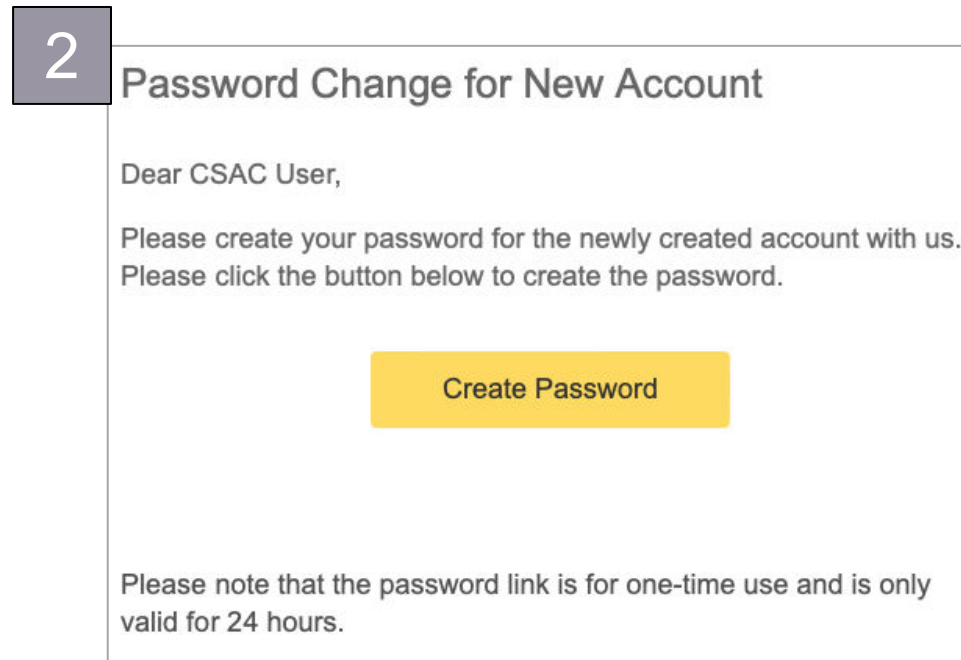
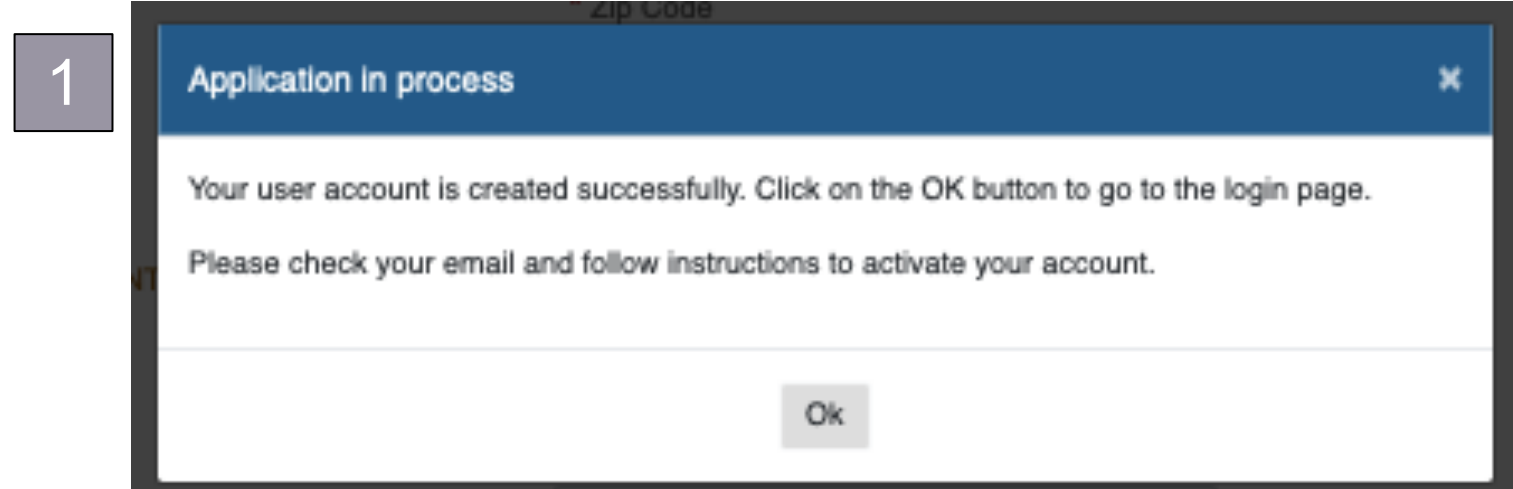


# CREATE A USER ACCOUNT (continued)

1. You will see a pop up indicating that your account has been created

2. You will receive an email message to confirm your email address. Click on the link in the email message to activate your account. You must activate your account within 24 hours.

3. You will be asked to create a password and can then log in to the account.

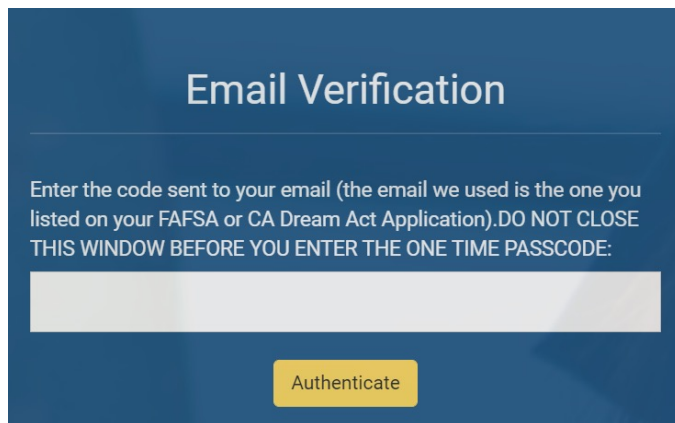




# LOG IN

Go to **DREAM.CSAC.CA.GOV** and log in with your username and password to begin your application.

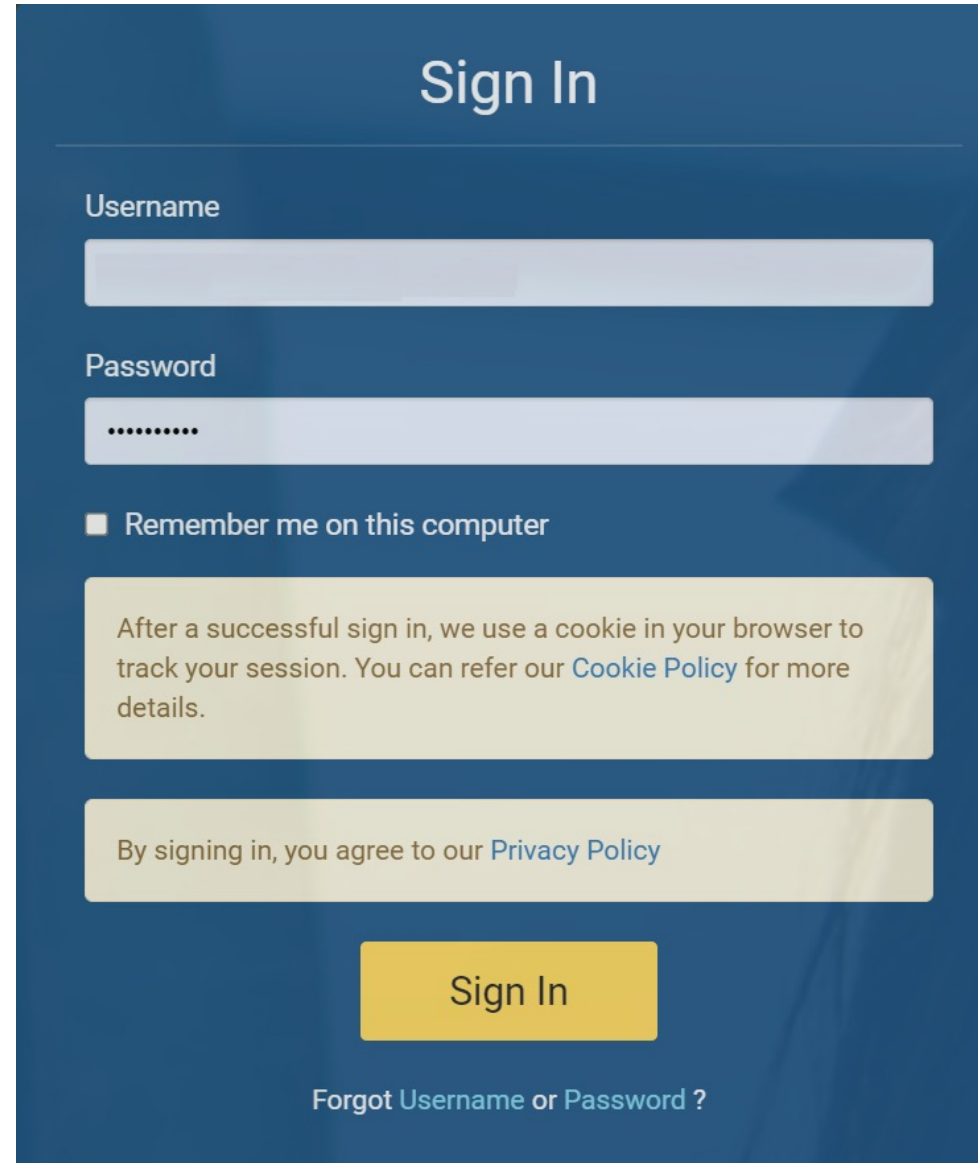
A code will be sent to the email address that you provided to be entered.



**Email Verification**

Enter the code sent to your email (the email we used is the one you listed on your FAFSA or CA Dream Act Application).DO NOT CLOSE THIS WINDOW BEFORE YOU ENTER THE ONE TIME PASSCODE:

[Authenticate](#)



**Sign In**

Username

Password

Remember me on this computer

After a successful sign in, we use a cookie in your browser to track your session. You can refer our [Cookie Policy](#) for more details.

By signing in, you agree to our [Privacy Policy](#)

[Sign In](#)

[Forgot Username or Password ?](#)

## LOG IN (continued)

You will then be asked to provide answers to three security questions, which can be used to recover your account if you forget your password.

## Security Questions


Answer the following challenge questions

### Challenge Question Set 1

Select one challenge question

What was the first name of your best friend in high school? ▾

Answers for challenge questions

Type your answers for the challenge questions 

### Challenge Question Set 2

Select one challenge question

What is the name of the street you grew up on? ▾

Answers for challenge questions

Type your answers for the challenge questions

### Challenge Question Set 3

Select one challenge question

What is the name of your first Pet? ▾

Answers for challenge questions

Type your answers for the challenge questions



## TIP

Write down these items somewhere safe or save these items with your mobile device so you don't forget:

- Username
- Password
- Email Address & Password
- Challenge Questions & Answers

# SELECT SCHOOL YEAR

Select the school year that you plan to attend college. If you select the wrong year, your financial aid will not be processed.

Most students will want to complete the CADAA for next fall, which is the academic year on the left.

If you are applying for an upcoming summer session, it is recommended that you complete applications for both years. Schools have the option of using either the prior or upcoming year's financial aid for summer. Once you've picked a college, check with the financial aid office about summer financial aid.

The application will ask you to confirm your selection.

## Welcome JUST TESTING!

Which academic year application would you like to apply for?

You may choose to file a California Dream Act Application by the academic school year.

2024 - 2025 School Year

(July 1, 2024 - June 30, 2025)

2023 - 2024 School Year

(July 1, 2023 - June 30, 2024)

### Confirm Year Selection

Are you sure you want to continue with 2024 - 2025 School Year?

Ok

Cancel

# REVIEW INSTRUCTIONS

Read the instructions and then click on the OK button.

## Read these tips first

1. **Questions with an asterisk ( \* ) require an answer.**
2. If it is determined that you are a **DEPENDENT** student, your parent will be required to sign the application. Anytime you make a change to your application, your parent will be required to sign. Failure to provide a parent signature, will leave your application incomplete. Your college/university cannot award you financial aid if your application is incomplete.
3. Save your application periodically. Sessions expire every 30 minutes. To prevent loss of application and information **SAVE** your application often.
4. The **red text** throughout the CA Dream Act Application means **further action is required from you.**
5. Based on your answers to questions, this application may skip questions that are not required.
6. Do not use your web browser's **BACK** or **FORWARD** buttons. Using the web browser back or forward button will cause data to be lost. To prevent loss of data you should use the **NEXT** and **PREVIOUS** buttons at the bottom of each page. Remember to save often.
7. Make sure you **submit your application** when complete. **Saving your application** is not the same as submitting your application. Only **submitted applications** can be processed for financial aid.
8. If you need to make changes or corrections after submitting your application, you must wait at least **24 hours.**
9. Use the Auto Hint toggle button at the top of the screen to enable or disable help screens. These help screens contain additional information to assist you in answering each question.
10. You do not have to file taxes to complete the application. However, you can use your 2022 taxes to complete the 2024 - 2025 CA Dream Act Application.
11. Check your Confirmation Page after you submit your application for possible error resolution and to see Action(s) Needed and Next Steps.

Ok

# 3. Personal Identifiers

---

# VERIFY IDENTITY INFORMATION

Your CADAA will auto-populate your name and date of birth. If you have a valid Social Security Number or Individual Taxpayer Identification Number (ITIN) you can enter it.

Entering your valid SSN or ITIN can help CSAC and campuses match your information to your GPA record.

**Leaving this question blank will not impact your eligibility for state aid.**

Auto Hint

Personal Identifiers ✓ Personal Circumstances ✓ Demographics ✓ Financials ✓ Colleges ! AB540 Affidavit !

### STUDENT IDENTITY

Your FIRST NAME \*

Your MIDDLE NAME

Your LAST NAME \*

Your SUFFIX ⓘ

Your Social Security Number (SSN) or Individual Taxpayer Identification Number (ITIN) ⓘ  Show

Your DATE OF BIRTH (MM/DD/YYYY) \*

Section 1 of 7

# CITIZENSHIP

You will be asked about your citizenship status. If you indicate that you are a citizen or eligible non-citizen, you will be redirected to the FAFSA.

Indicate whether you have a valid U Visa.

*A "U Visa" is a type of nonimmigrant visa for victims of certain crimes who have suffered mental or physical abuse and are helpful to law enforcement in the investigation or prosecution of such criminal activity. If you have a U Visa, contact your campus which can provide guidance on how you can establish residency for in-state tuition purposes.*

As of today, what is your CITIZENSHIP STATUS? \* 

-- SELECT -- 

As of today, do you have a valid U Visa? \* 

-- SELECT -- 



# CONTACT INFORMATION

Your contact information will auto-populate on the next screen.

You have the option of indicating if you would like to receive notifications via text message.

STUDENT CONTACT INFORMATION	
Your PHONE NUMBER ⓘ	(510) 555-1212
Would you like to Opt-in to receive text messages from CSAC on important financial aid reminders and updates? You may Opt-out at any time. * ⓘ <input type="radio"/> Yes <input type="radio"/> No	
Your EMAIL ADDRESS * ⓘ	TEST.EMAIL @GMAIL.COM
	Re-enter Email Address
	DEBBIE.RAUCHER@GMAIL.COM
Your MAILING ADDRESS * ⓘ STR_ADDR_HINT	628 MAIN STREET
CITY * ⓘ	OAKLAND
STATE * ⓘ	CALIFORNIA
ZIP CODE * ⓘ	94610

# GENDER

The student is asked about their gender identity.

Selecting “prefer not to answer” does not impact eligibility for aid. The answers are not shared with the colleges and are for research purposes only.

The answer to this question is optional and will not affect your eligibility for financial aid, or be shared with schools. It will be strictly used for CSAC research purposes only.

What is your gender, or gender that you identify with? \* 

- Male
- Female
- Nonbinary
- Prefer not to answer

# RACE/ETHNICITY

The student is asked their race/ethnicity and can select all that apply.

Selecting “prefer not to answer” does not impact eligibility for aid. The answers are not shared with the colleges and are for research purposes only.

RACE/ETHNICITY/GENDER/LANGUAGE

The answer to this question is optional and will not affect your eligibility for financial aid, or be shared with schools. It will be strictly used for CSAC research purposes only.

What is your race/ethnicity? Select all that apply. \* ⓘ

- Asian
- Black or African descent
- Filipino
- Hispanic/Latino descent
- Pacific Islander
- White
- Prefer not to answer

Previous Section 5 of 7 Next

Save Application Save & Logout Logout

# PRIMARY LANGUAGE

The student is asked what the primary language spoken in their home is.

Selecting “prefer not to answer” does not impact eligibility for aid. The answers are not shared with the colleges and are for research purposes only.

If the student selects “other” they can manually input the language. Students can select one option only.

The answer to this question is optional and will not affect your eligibility for financial aid, or be shared with schools. It will be strictly used for CSAC research purposes only.

What is the primary language spoken in your home? \* ⓘ



- Arabic
- Armenian
- Cantonese, Mandarin
- English
- Farsi
- Filipino (Tagalog)
- Hindi
- Hmong
- Japanese
- Korean
- Punjabi
- Russian
- Spanish
- Vietnamese
- Prefer not to answer
- Other

# STATE OF RESIDENCE

Enter the state where you reside and the date you began living in that state (month and year only – MM/YYYY).

If you have lived in the same state since birth, enter your date of birth.

You must be a California resident to qualify for California student aid such as the Cal Grant, Middle Class Scholarship and in-state tuition.

In what state do you live? *		-- SELECT --
Date you began living in *		MM/YYYY
<a href="#">Previous</a>	Section 7 of 7	<a href="#">Next</a>

# 4. Student Personal Circumstances

---

# Martial Status

- You are asked your marital status. Your status is “single” if you are not legally married, even if you live with or have a boyfriend, girlfriend, partner, or significant other.
- If you are married, your spouse must provide income information. The screens for this process are not included in this guide.



The screenshot shows a web form with the following elements:

- Label: "Your MARITAL STATUS as of today" with a red asterisk and an information icon.
- Dropdown menu: A red-bordered box containing "-- SELECT --" and a downward arrow. Below it is the text "Select your marital status" in red.
- Navigation: A "Previous" button on the left, "Section 1 of 5" in the center, and a "Next" button on the right.


# Student College or Career School Plans


Indicate what your grade level will be when the 2024/2025 school year begins.

**TIP!** Students who took “dual enrollment” courses in high school should select “First Year (freshman).”

**TIP!** For returning students, this is based on units completed, not the number of years enrolled. For example, if degree completion requires 60 units, a student entering their second year who had completed less than 30 units, would select “First Year (freshman).”

Students should answer “No” regarding whether they will have their first bachelor’s degree unless they have already COMPLETED a bachelor’s degree program.

At the start of the 2024-25 academic year, what will your grade level be in college? \* 

Will you have earned your first bachelor's degree by the start of the 2024-25 school year? \*   Yes  No

[Previous](#) Section 2 of 5 [Next](#)



# PERSONAL CIRCUMSTANCES

The “Student Personal Circumstances” section is used to determine if a student is independent. Students who qualify as independent do not need to provide information about their parents and eligibility for financial aid is based on the student’s income only (and spouse if applicable).

**NEW** Students should select all that apply.

## STUDENT PERSONAL CIRCUMSTANCES

The following questions will help determine your dependency status, for financial aid purposes. The financial aid administrator at your school may require you to provide proof that you meet any of these conditions.

Select all that apply **or** select None of the Above.\* **i**

You are currently serving on active duty in the U.S. armed forces for purposes other than training. **i**

You are a veteran of the U.S. armed forces. **i**

You have children or other people (excluding your spouse, if you have one) who live with you and receive more than half of their support from you now and between July 1, 2024 and June 30, 2025. **i**

At any time since you turned 13, you were an orphan (no living biological or adoptive parent). **i**

At any time since you turned 13, you were a ward of the court. **i**

At any time since you turned 13, you were in foster care. **i**

You are, or were, a legally emancipated minor, as determined by a court in your state of residence. **i**

You are, or were, in a legal guardianship with someone other than your parent or stepparent, as determined by a court in your state of residence. **i**

None of the Above. **i**

# a) Current & Former Foster Youth

---

# Current & Former Foster Youth

To qualify as a **ward of the court** or in **foster care**, a student must have been a dependent of the court and lived in an out-of-home placement at any point on or after their 13th birthday. No guidance is available regarding the difference between being in foster care and being a ward of the court, and so students can check either or both. While this includes foster youth who are under the jurisdiction of the probation system, someone who is incarcerated is not considered a ward of the court for CADAA purposes.

To qualify under the legal guardianship criteria, you must have a guardianship in place currently or when you turned 18. Both kinship guardianships and non-related legal guardianships qualify.

At any time since you turned 13, you were an orphan (no living biological or adoptive parent). **i**

At any time since you turned 13, you were a ward of the court. **i**

At any time since you turned 13, you were in foster care. **i**

You are, or were, a legally emancipated minor, as determined by a court in your state of residence. **i**

You are, or were, in a legal guardianship with someone other than your parent or stepparent, as determined by a court in your state of residence. **i**

# How is foster youth status verified?

Each college determines if it will require verification of foster care status. Financial aid offices can automatically verify foster care status through a data match with the California Department of Social Services (CDSS); however, this doesn't always happen, and a letter or other acceptable documentation (see next page for options) may be required.



Once verified, status does not need to be redetermined in subsequent years if at the same institution

# Who can provide verification?

College financial aid administrators (FAA) must accept any of the following:

- Court order or official State documentation that the student received Federal or State support in foster care;
- Verification of eligibility for a Chafee Grant;
- A phone call, written statement, from:
  - A State, county, or Tribal agency administering a program under part B or E of title IV of the *Social Security Act*;
  - A State Medicaid agency; or
  - A public or private foster care placing agency or foster care facility or placement.
  - An attorney, or Court Appointed Special Advocate
  - A financial aid administrator who documented the student's circumstance in the same or a prior award year.

## To Get a Foster Youth Verification Letter:

- **Current foster youth:** Contact your social worker or Independent Living Program (ILP) representative.
- **Former foster youth:** May also contact the Office of the California Foster Care Ombudsperson: 877-846-1602.
- **Unaccompanied Refugee Minors (URM):** Youth served by a URM program should contact the program to obtain verification.

# **b) Unaccompanied Homeless Youth**

---

# Unaccompanied Homeless Students

Students are then asked about their homelessness status.

At any time on or after July 1, 2023, were you unaccompanied and either (1) homeless or (2) self-supporting and at risk of being homeless? \*   Yes  No

Previous

Section 4 of 5

Next

Save Application

Save & Logout

Logout

# Definition of Homeless Youth on the CADAA:

A student must be Unaccompanied AND either Homeless OR Self-Supporting & at risk of being homeless

## Unaccompanied =

Not in the physical custody of a parent or guardian



## Homeless =

Lacking fixed, regular and adequate housing  
(Learn more on the next page)

OR

## Self-supporting AND at risk of being homeless =

When a student pays for his own living expenses, including fixed, regular, & adequate housing AND when a student's housing may cease to be fixed, regular, & adequate; for example, a student who is being evicted and has been unable to find fixed, regular, and adequate housing

**Note:** A student living in any of these situations and fleeing an abusive parent may be considered homeless even if the parent would provide support and a place to live.



# “Lacking fixed, regular and adequate housing” includes students who:

- 1 are staying with other people temporarily due to loss of housing, economic hardship, or a similar reason (i.e., couch-surfing)
- 2 are living in motels, hotels, trailer parks, or camping grounds due to the lack of alternative adequate accommodations
- 3 are living in emergency shelters
- 4 are living in their car, sleeping outside, or staying someplace not normally meant for human habitation.

# HOMELESSNESS DETERMINATIONS

If you select "yes," you will then be asked who will provide a homeless youth determination.

FAAs must accept documentation, including a documented phone call from these entities unless there is "documented conflicting information."

If you don't have verification from one of the listed entities, select "none of these apply."


If "None of these apply," you can complete the CADAA but must contact the financial aid office for a determination.

FAA's MUST make a determination based on a written statement, or documented interview, with a student.

Financial aid administrator's determination of homelessness must be made without regard to the reasons why the student is unaccompanied and/or homeless.

## STUDENT OTHER CIRCUMSTANCES

At any time on or after July 1, 2023, were you unaccompanied and either (1) homeless or (2) self-supporting and at risk of being homeless? \*   Yes  No

Did any of the following entities determine you were homeless or at risk of being homeless? \*   
Select all that apply **or** select None of the Above.

Director or designee of an emergency or transitional shelter, street outreach program, homeless youth drop-in center, or other program serving those experiencing homelessness

High school or school district homeless liaison or designee

Director or designee of a project supported by a federal TRIO or GEAR UP program grant

Financial aid administrator (FAA)

None of the above 

# c) Unusual Circumstances


---

# Student Unusual Circumstances

Students may complete the CADAA as a “provisionally” independent student if they believe they may qualify for independent status due to unusual situations such as parental abandonment, abuse, neglect, legally granted asylum, or student or parental incarceration or institutionalization (see next page).

Provisional independent provisions may be helpful for youth who are neither homeless nor former foster youth, but who nonetheless have extenuating circumstances that preclude being able to obtain parental information.

If a student has “unusual circumstances, they will be “Provisionally Independent.” The student can sign and submit their CADAA without providing parental income information but will need to contact their school to see what supporting documentation they need to submit. A financial aid administrator at the school will review and make a determination regarding a dependency override. Colleges have discretion to use professional judgement when evaluating whether to consider unusual circumstances.

Do unusual circumstances prevent you from contacting your parent(s) or would contacting your parent(s) pose a risk to you? \*   Yes  No

# Unusual Circumstances

"Unusual circumstances" are situations that prevent you from providing **parental information** (when required) on the California Dream Act Application (CADAA). The answer to this question can assist the college(s) you select to help you finalize your CADAA application and will often require submission of supporting documentation of your circumstances directly to your college's financial aid office.

You may be experiencing unusual circumstances if:

- You left home due to an abusive or threatening environment.
- You are abandoned by or estranged from your parents.
- You are separated from your parents, or your parents are displaced in a foreign country.
- You are a victim of human trafficking.
- Your parents are incarcerated, and contact with your parents would pose a risk to you; or
- You are otherwise unable to contact or locate your parents.


# 5. Student Demographics


---

# Parent Education Status

You will be asked if one or both of your parents attended or completed college. This information is used to identify first-generation college students and is for statistical purposes only.

Selecting “don’t know” does not impact eligibility for aid.

Did either of your parents attend or complete college? 

-- SELECT -- 




---

[Previous](#) Section 1 of 3 [Next](#)

# High School Information

You are asked about what your high school completion status will be when you start the 2024–25 school year. Options are a high school diploma, state recognized high school equivalent (e.g., GED), homeschooled, or none of the above).

You can also provide your Statewide Student Identification Number (SSID). This is not required; however, it will help CSAC to match your application to your GPA record in order to qualify for a CalGrant. The 10-digit number is shown on high school transcripts.

What will your high school completion status be at the beginning of the 2024-25 school year? * 	<input type="text" value="-- SELECT --"/>
Your Statewide Student Identification Number (SSID) 	<input type="text"/>
Which of the following did, or will, you receive? * 	<input type="text" value="-- SELECT --"/>



# High School Selection

If you select that you will have a high school diploma, you will be shown fields that allow you to search for your high school by name, state and city.

*Note: The purpose of this question is so that high schools can track how many students file the FAFSA and CADAA. High schools do not receive your financial or other information*

From what high school did, or will, you graduate?

Enter at least 3 letters of your school name and Select High School State, City and then click the Search button.  
To make edits to the high school listed, you must re-enter using the search function below.

What is the name of your high school?

High School State

State is required

High School City

Search

High School Name  School not in list

Select/Enter High School Name

# High School Selection

When you click the "Search" button, all schools that meet the criteria will appear and you select the correct option from the list.

What is the name of your high school?

High School State  
CALIFORNIA





High School City  City not in list  
BERKELEY

High School Name  School not in list  
BERKELEY HIGH SCHOOL

School Name	City
BERKELEY ADULT SCHOOL	BERKELEY
BERKELEY HIGH SCHOOL	BERKELEY
BERKELEY ACAD FOR YOUTH DEVEL	BERKELEY
BERKELEY TECHNOLOGY ACADEMY	BERKELEY

# High School Equivalency Information



If you select “state recognized high school equivalent,” you will be asked the type of credential (GED, HiSET, TASC or other) and the issuing state.

Which of the following did, or will, you receive? * 	-- SELECT -- 
Issuing state * 	-- SELECT -- 

# Family Size

Provide the number of people in your family. This includes yourself, spouse and dependent children, if they live with you and you currently provide more than half of their support and will continue to do so between July 1, 2024, and June 30, 2025. This should also include other family members who live with you for whom you will provide more than half of their support between July 1, 2024, and June 30, 2025.


Then, provide the number of people included in your family number who will be in college (including yourself).

STUDENT FAMILY SIZE	
How many people are in your family? (click on the information icon for instructions)* 	<input type="text" value="1"/>
How many people in your family, including yourself, will be in college between July 1, 2024, and June 30, 2025? (click on the information icon for instructions)* 	<input type="text" value="1"/>


# 6. Student Financials

---

# Federal Benefits

- You will be asked if you received certain public means-tested benefits at any time in 2022 or 2023.
- Click the  icon to learn more about each benefit
- Receiving these benefits does not reduce the amount of aid you qualify for.

## FEDERAL BENEFITS RECEIVED

At any time during 2022 or 2023, **did you or anyone in your family** receive benefits from any of the following programs? Select all that apply **or** select None of the Above.  
(click on the information icon for instructions) 

Earned Income Tax Credit (EITC) 

Federal Housing Assistance 

Free or reduced-price school lunch 

Medicaid (Medi-Cal) 

Refundable Credit for Coverage Under a Qualified 36B Health Plan 

Supplemental Nutrition Assistance Program (SNAP/CalFresh) 

Supplemental Security Income (SSI) 

Temporary Assistance for Needy Families (TANF/CalWORKs) 


Special Supplemental Nutrition Program for Women, Infants, and Children (WIC) 

None of the above 


# Tax Filing Status

Indicate if you filed a tax return for 2022 (or plan to file one) and if you earned income in a foreign country in 2022, or you were employed by an international organization that did not require you to file a tax return. If you indicate that you filed a 2022 tax return, you will be asked your filing status (single, married, etc.).


### STUDENT TAX FILING STATUS

Did you, or will you, file a 2022 IRS Form 1040 or 1040-NR?  
(click on the information icon for instructions)\*   Yes  No

---










Did you earn income in a foreign country in 2022, or were you employed by an international organization that did not require you to file a tax return?  
(click on the information icon for instructions)\*   Yes  No

---

What is (or will be) your filing status on your 2022 tax return?  
(click on the information icon for instructions)\* 

# Income – Tax Filers

If you indicated that you filed a tax return, you will be asked to provide information from your tax return shown here and on the following page. The help buttons provide the line on your 2022 Federal income tax return where the information can be found.

STUDENT 2022 TAX RETURN INFORMATION	
What was your income earned from work in 2022? (click on the information icon for instructions)* 	\$ 0 .00
Taxable earnings from need-based employment programs, such as need-based employment portions of fellowships and assistantships. (click on the information icon for instructions)* 	\$ 0 .00
Your tax-exempt interest income (click on the information icon for instructions)* 	\$ 0  .00
Your untaxed portions of IRA distributions (click on the information icon for instructions)* 	\$ .00
Your IRA Rollover into another IRA or qualified plan (click on the information icon for instructions)* 	\$ .00
Your untaxed portions of pensions (click on the information icon for instructions)* 	\$ .00
Your pension rollover into an IRA or other qualified plan (click on the information icon for instructions)* 	\$ .00
Your Adjusted Gross Income (AGI) (click on the information icon for instructions)* 	\$ .00
Your Income Tax Paid (click on the information icon for instructions)* 	\$ .00



# Income – Tax Filers (continued)

## STUDENT 2022 TAX RETURN INFORMATION

For tax year 2022, did you receive the Earned Income Tax Credit (EITC)?

(click on the information icon for instructions)\* 

- Yes  
 No  
 Don't Know

Your IRA deductions and payments to self-employed SEP, SIMPLE, and qualified plans

(click on the information icon for instructions)\* 

\$  .00

Your Education Credits (American Opportunity and Lifetime Learning credits)

(click on the information icon for instructions)\* 

\$  .00

Did you file a Schedule A, B, D, E, F, or H with your 2022 IRS Form 1040?

(click on the information icon for instructions)\* 

- Yes  
 No  
 Don't Know

Your Net Profit or Loss from IRS Form 1040 Schedule C

(click on the information icon for instructions)\* 

\$  .00

Your amount of college grants, scholarships, or AmeriCorps benefits reported as income to the IRS  
(Optional)

(click on the information icon for instructions)\* 

\$  .00



Your amount of Foreign Earned Income Exclusion

(click on the information icon for instructions)\* 

\$  .00

# Income – Non Tax Filers

If you did not file a tax return, you will be asked the questions below. Earned income is typically defined as a combination of any income from employment and contract work (e.g., Uber, DoorDash, etc.) . If you participated in a need-based employment program, enter the amount of your earnings that was from this program.

STUDENT 2022 TAX RETURN INFORMATION	
What was your income earned from work in 2022? (click on the information icon for instructions)* 	\$ 0 .00
Taxable earnings from need-based employment programs, such as need-based employment portions of fellowships and assistantships. (click on the information icon for instructions)* 	\$ 0 .00

# Tax Return Information

If you indicated that you did not file a tax return, you will then see the notice below.



Not Required

Based on the answers you have selected, you are not required to answer any questions in this section.

**TIP!**





If your income or circumstances have changed, submit the CADAA form and then contact your financial aid office to request an adjustment to the income that is used to calculate your eligibility.

- Examples of special circumstances may include the following:
  - significant changes to your financial situation, such as loss of employment or pay cuts
  - tuition expenses at an elementary or secondary school
  - high amounts of medical or dental expenses not covered by insurance
  - a family member who recently became unemployed or furloughed
  - Suffered from a natural disaster such as mudslides, tornados, hurricanes, earthquakes, or COVID-19 pandemic
  - Volatile income that varies from one year to the next, especially if self-employed
  - other changes in income or assets that may affect your eligibility for federal student aid
- Your school may ask you to document your special circumstances so that they can consider making an adjustment to your CADAA information.

# Student Assets

When asked about current student assets, student financial aid, such as grants or scholarships received for the current term, does NOT need to be reported.

Only those assets indicated here must be reported.

STUDENT 2022 TAX RETURN INFORMATION	
Enter the total amount of child support that you received in the last calendar year. (click on the information icon for instructions)* 	\$ 0 .00
Your current total of Cash, Savings, and Checking Accounts [Don't include student financial aid received] (click on the information icon for instructions)* 	\$ 0  .00
Current Net Worth of Investments, Including Real Estate [Don't include the home you live in. Net worth is the value of the investments minus any debts owed against them] (click on the information icon for instructions)* 	\$ 0 .00
Current Net Worth of Businesses and Investment Farms [Enter the net worth of your businesses or for-profit agricultural operations. Net worth is the value of the businesses or farms minus any debts owed against them] (click on the information icon for instructions)* 	\$ 0 .00

# 7. College Selection

---

# California Dream Act Service Incentive Grant (DSIG) Program


You will be asked if you are interested in being considered for the California Dream Act Service Incentive Grant (DSIG) Program. This program provides grants upon completion of community or volunteer service. Selecting “yes” does not obligate you to participate. More information is available at [www.csac.ca.gov/dsig](http://www.csac.ca.gov/dsig).


Are you interested in being considered for the California Dream Act Service Incentive Grant (DSIG) Program? 


- Yes
- No
- Don't Know

# College Selection

You will then indicate which college(s) you want your application sent to. You can search for a school by entering the college name or school code. The search function will look for the terms in any part of the college name.

College Selection. You can select up to 20 colleges  
(click on the information icon for instructions)  \*

Search By College Name  
(click on the information icon for instructions) 


Search By School Code  
(click on the information icon for instructions) 



# College Selection


After selecting "Search," select the correct school from the search results. You can select to send your FAFSA information to a maximum of 20 schools. A minimum of one school is required to proceed.

Schools may have similar names so take care to select the correct school.

Search By College Name  
(click on the information icon for instructions) 

SAN FRANCISCO

Search


Search By School Code  
(click on the information icon for instructions) 



Add

Search results (Please select at least one option)

College Name	City	USDE Code
CITY COLLEGE OF SAN FRANCISCO	SAN FRANCISCO	00450200
SAN FRANCISCO ART INSTITUTE	SAN FRANCISCO	00394800
SAN FRANCISCO CONSRVATORY MUSIC	SAN FRANCISCO	00127800
SAN FRANCISCO STATE UNIV	SAN FRANCISCO	00115400
UNIV OF CA - SAN FRANCISCO	SAN FRANCISCO	00131900
UNIVERSITY OF SAN FRANCISCO	SAN FRANCISCO	00132500
UNITEK COLLEGE S. SAN FRANCISCO	SO. SAN FRANCISCO	04195402
FASHION INST - SAN FRANCISCO	SAN FRANCISCO	01111202

# College Selection

The colleges you select will display below the search tool. If you make a mistake, you can delete a college from the list using the  icon. Each UC and CSU college must be listed separately.

Selected Colleges		
College Name	USDE Code	
SAN FRANCISCO STATE UNIV	00115400	
CITY COLLEGE OF SAN FRANCISCO	00450200	
UC BERKELEY	00131200	


# 8. AB 540 Affidavit

---


# AB 540 Affidavit

You will be asked a series of questions to determine if you meet the criteria for being exempt from paying non-resident tuition.


The following questions part of this "AB 540 Affidavit" subsection must be completed for campuses to determine if you are AB 540 eligible and thus, be exempt from paying non-resident tuition. To learn more about the AB 540 criteria, visit <https://www.csac.ca.gov/post/california-nonresident-tuition-exemption>. It is recommended, although not required, that you have your transcripts and school attendance records available to accurately complete the following set of questions about your eligibility for the Non-Resident Tuition Exemption (AB 540). Please note that your college is responsible for verifying your AB 540 eligibility, which may require submission of transcripts or other documentation to determine your eligibility. Check with the college's Admissions Office after you submit your CA Dream Act Application and before the term starts.

I have graduated or will graduate (before the first term of enrollment at the college/university) with a California high school diploma or the equivalent (i.e., California-issued GED, HiSET, TASC, or CHSPE). 

Yes  
 No

I completed or will complete (before the first term of enrollment at the college/university) an associate degree from a California Community College. 

Yes  
 No

I completed or will complete (before the first term of enrollment at the college/university) the minimum requirements at a California Community College for transfer to a California State University (CSU) or University of California (UC). 

Yes  
 No

# AB 540 Affidavit (continued)

I have 3 years of attendance at a California high school. **i**

Yes

No

I have 3 or more years of high school coursework and 3 years of attendance in California elementary schools, California secondary schools, or a combination of California elementary schools and secondary schools. **i**

Yes

No

I attended or attained credits from a California high school, California adult school, and/or California Community College equivalent to 3 years or more. **i**

Yes


No


# AB 540 Affidavit

You then must provide information about all the schools you attended that are necessary to satisfy the requirements from the questions asked on the previous page. It is recommended that you have your academic transcripts/school records available to help you answer the questions.

Information must be entered manually (there is no search function) and so make sure to enter school names accurately.

After providing the requested information, click “Add” to save the school information. You can continue to add as many schools as necessary.

Add Schools  
(click on the information icon for instructions) 


Enter School name \* 

Enter City \*

Select State \*

-- SELECT -- 

Enter Start Date \*

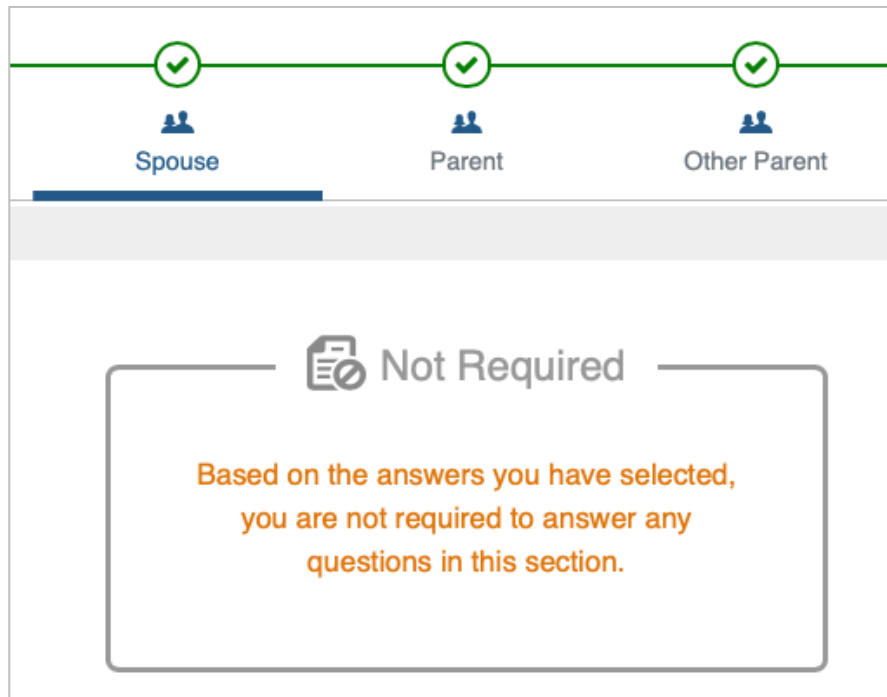
Enter End Date \*

# 8. Review & Signature

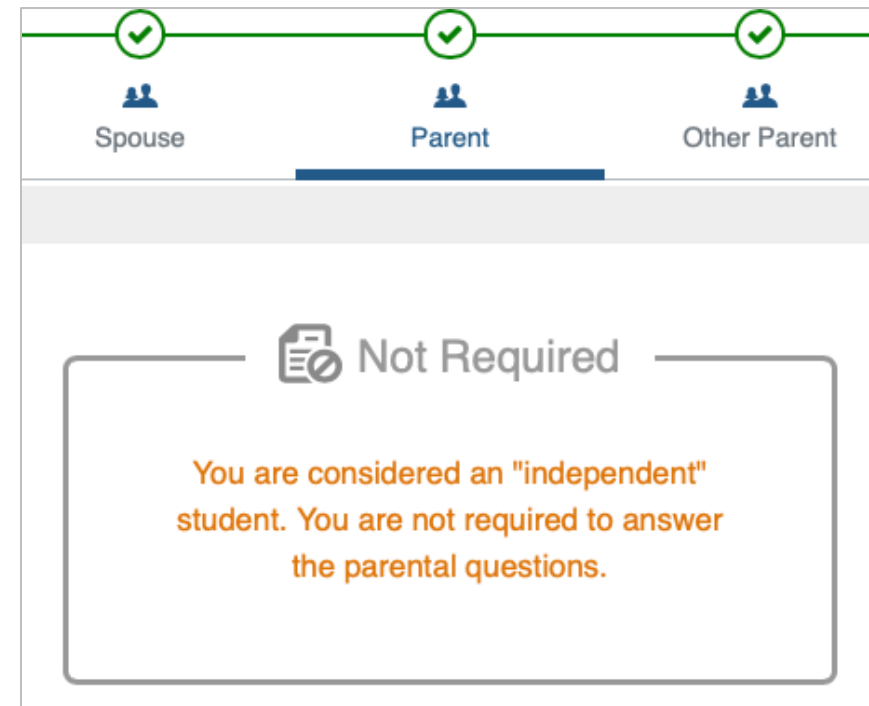
---

# Spouse and Parent Information

If you are an independent, unmarried student, you will see a notification that you can skip sections for spouse and parent information.



A screenshot of a form interface. At the top, there are three tabs: 'Spouse', 'Parent', and 'Other Parent'. Each tab has a green checkmark icon above it. The 'Spouse' tab is currently selected, indicated by a blue underline. Below the tabs is a large gray box containing a document icon with a slash through it and the text 'Not Required'. Below this, a message reads: 'Based on the answers you have selected, you are not required to answer any questions in this section.'



A screenshot of a form interface. At the top, there are three tabs: 'Spouse', 'Parent', and 'Other Parent'. Each tab has a green checkmark icon above it. The 'Parent' tab is currently selected, indicated by a blue underline. Below the tabs is a large gray box containing a document icon with a slash through it and the text 'Not Required'. Below this, a message reads: 'You are considered an "independent" student. You are not required to answer the parental questions.'



# Signature

The final page consists of your signature and submission. If there is any invalid or missing data, you will need to correct the errors before you can submit the application. Any incomplete sections will be marked with a red exclamation point. ❗

The screenshot displays a progress bar for a form submission process. The progress bar is divided into five segments: Student, Spouse, Parent, Other Parent, and Sign & Submit. The Student and Sign & Submit segments are marked with a red exclamation point (❗), indicating errors or missing data. The Spouse, Parent, and Other Parent segments are marked with a green checkmark (✓), indicating they are complete. Below the progress bar, there is a list of sections: Personal Identifiers (✓), Personal Circumstances (✓), Demographics (✓), Financials (✓), Colleges (❗), and AB540 Affidavit (❗). The Colleges and AB540 Affidavit sections are highlighted with a red box, indicating they are incomplete or have errors. An 'Auto Hint' toggle switch is visible on the right side of the progress bar.

# Signature

You must agree to the statements shown in red on the final screen. Once these boxes are checked, your name will appear in the signature box and you can click "Submit" to submit your application.

## READ BEFORE PROCEEDING

By signing this application electronically or by signing a signature page and mailing it to us, YOU, as the STUDENT, certify that:

- You will use state student financial aid only to pay the cost of attending an Institution of higher education;
- You are not in default on any student loan or have made satisfactory arrangements to repay it;
- You do not owe money back on any student grant or have made satisfactory arrangements to repay it;
- You will notify your college if you default on any student loan; and
- You will not receive a Cal Grant from more than one college for the same period of time.

You agree, if asked, to provide information that will verify the accuracy of your completed form. This information may include U.S. or state income tax forms that you filed or are required to file. Also, you certify that you understand that the State of California has the authority to verify information reported on this application with the Internal Revenue Service. If you purposely give false or misleading information, you may be subject to significant financial penalties, sent to prison, or both.

- I hereby declare that, if I am without a lawful immigration status, I have filed an application to legalize my immigration status or will file an application as soon as I am eligible to do so.

I, the undersigned, declare under penalty of perjury that the information I have provided on this form is true and correct to the best of my knowledge. I understand that this information will be used to determine my eligibility for the California Nonresident Tuition Exemption. I further understand that if any of the information is found to be false, I will be liable for payment of all nonresident tuition charges from which I was exempted and may be subject to disciplinary action by the College or University.

- By clicking Submit below, I am affirming that the information I listed on this application is true and correct to the best of my knowledge. I understand that it is illegal to report false or misleading information. I certify under penalty of perjury under the laws of the State of California that the foregoing is true and correct.

Student Signature

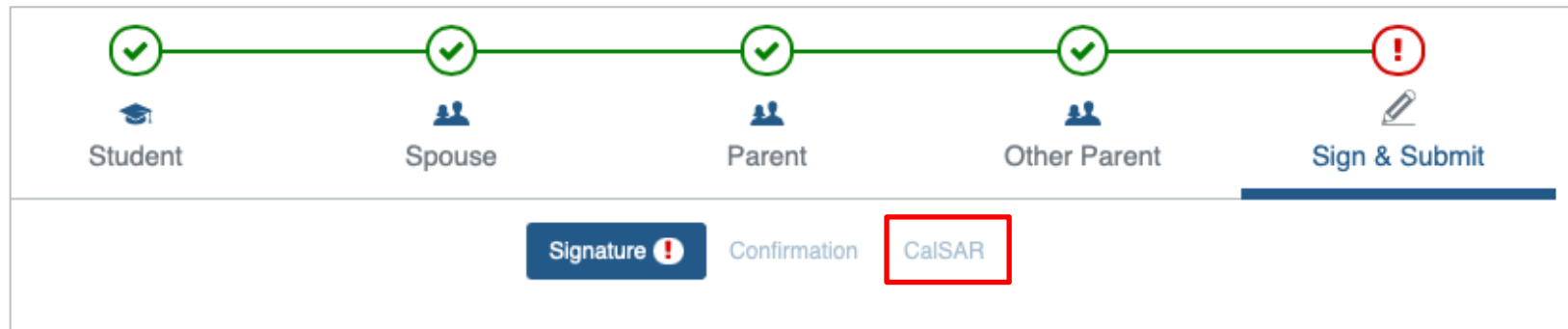
Submit

# Confirmation

- Once you have submitted your application, you will see a Confirmation Page shows that your CADAA has been submitted.
- It provides your CA Dream ID number and the date the CADAA was submitted.
- Save or print a copy of the Confirmation Page.
- **The Confirmation Page may identify actions you will need to take to ensure that your Dream Act eligibility can be determined. Pay close attention to any items that require follow-up.**

# Review CalSAR

- Within 24 hours from when you submit your application, a California Student Aid Report (Cal SAR) will be available. The Cal SAR summarizes the information you submitted on the CADAA. Review it to confirm that there aren't any errors.
- After your CADAA is processed, the Cal SAR will include your Student Aid Index (SAI). The SAI is used to determine eligibility for student aid. It is not how much aid you are eligible to receive.
- Save or print a copy of the Cal SAR.



# 10. After the CADAA


---

# Apply for a Chafee Grant if Eligible

- Eligibility: Current or former foster youth who were dependents or wards of the court between 16-18
- Up to \$5,000 for up to 5 years until age 26.
- Can be used at public or private colleges, universities or career and technical schools in California or out of state.
- Must be enrolled at least half-time.







CALIFORNIA CHAFEE EDUCATION  
AND TRAINING VOUCHER  
PROGRAM

for Foster Youth

## Chafee Grant Application Tips

- A separate application is required for first-time applicants in addition to the CADAA/CADAA ([chafee.csac.ca.gov](http://chafee.csac.ca.gov))
- Apply as soon as possible.
- Planned School of Attendance refers to one college the student plans to attend. If the school isn't listed, contact CSAC. If the school changes, the student must inform CSAC in order to receive the award.
- Depending on the availability of funding, students may be wait-listed.

# Create a Webgrants 4 Students Account at: [mygrantinfo.csac.ca.gov](http://mygrantinfo.csac.ca.gov)

- Wait until their CADAA is processed. It can take 1-2 weeks for the CADAA to process and link to WebGrants.
- If there are issues, contact the California Student Aid Commission (CSAC):
  - (888) 224-7268 or 1-800-735-2929 (TTY)
  - [studentsupport@csac.ca.gov](mailto:studentsupport@csac.ca.gov)

For Students ▾ For Schools & Counselors ▾ Outreach ▾ Reports & Publications ▾ News & Events ▾ About ▾ 

## WebGrants 4 Students

Login

Create an Account

 Please check the status of your 2019-20 Cal Grant renewal award on or after **July 8, 2019**. Once your renewal award is processed, you may request a school change through WGS if your school changed. The 2019-20 middle class scholarship awards will be processed in **August 2019**.

### INFORMATION

- How to Apply for a Cal Grant Award
- Understanding My Cal Grant
- Eligibility Fact Sheet
- Cal Grant / Chafee Updates
- Grant Deadlines
- Application Information

### FORMS/APPLICATIONS

- Cal Grant Participant Forms and Applications
- GPA Verification Form
- Free Application for Federal Student Aid (FAFSA)
- CA Dream Act Application (CADAA)
- Chafee Application

### RESOURCES

- Search for a Cal Grant Eligible School
- Financial Aid Programs
- Foster Youth Resources
- Other Financial Aid Resources and Important Links





# WebGrants To Do's for Students



Check award status for Cal Grant, Middle Class Scholarship and Chafee Grant



Verify if there are any “pending” items or forms that still need to be completed



Confirm that school of attendance is accurate



Verify that your GPA has been received. If not, contact high school/college counselor or CSAC

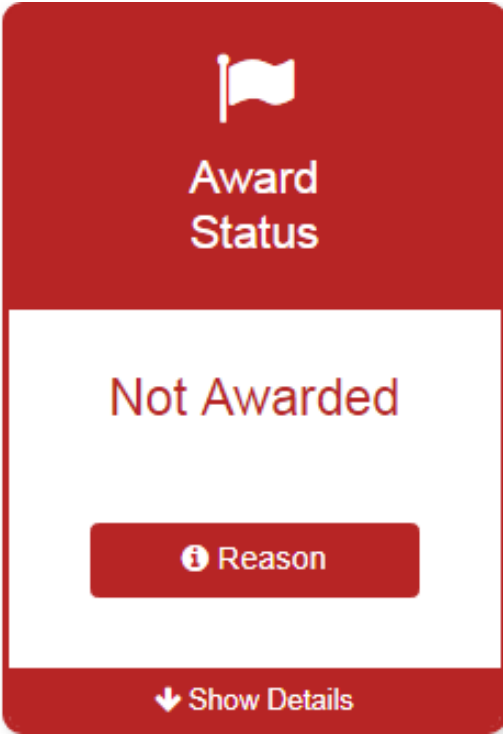
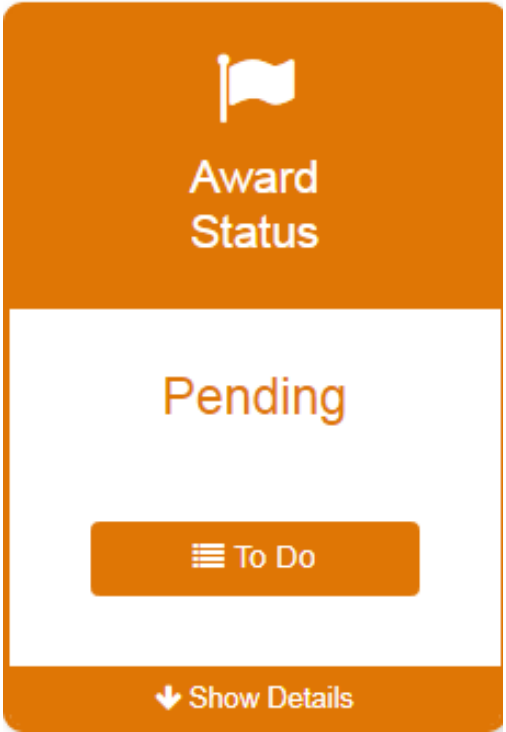
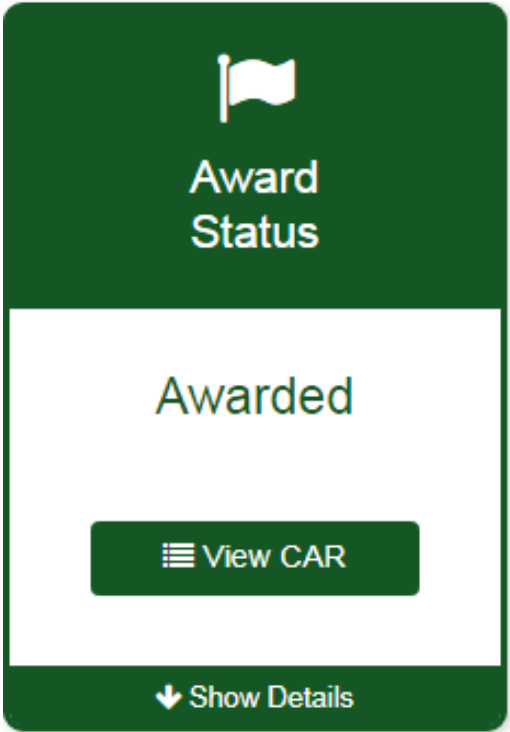


Enter high school graduation date (available on the 1st day of the month of graduation month.



If you applied for Chafee Grant, check that “Department of Social Services Record” is verified.

# Check Your Award Status



If an Award Status is pending, students should click on their "To Do" list to determine next steps. If the Award Status is "Not Awarded," click on "Reason" to learn more and consult with the financial aid office or CSAC if you believe there is an error.

# Example: Award Pending for Chafee Grant

Note that the California Department of Social Services (CDSS) verification for the Chafee grant only happens monthly and may therefore not appear immediately

Chafee Grant Application Status (2019-2020)		
<b>FAFSA</b>		
<b>Status</b>	<b>Received</b>	
Complete	10/08/2018	
<b>Chafee Application</b>		
<b>Status</b>	<b>Received</b>	
Complete	10/08/2018	
<b>Department of Social Services Record</b>		
<b>Status</b>		<b>County</b>
Incomplete	Complete your Foster Care Eligibility Certification Form	BUTTE



# Congrats! You Did It!

## Remember:

- Continue to check your email and college student portal weekly. The college will communicate with you if they need more information. Even after college starts, continue to check it often.
- Respond promptly to any information requests, such as a verification of foster youth or homeless youth status or additional income verification.
- Update all your accounts if your address, email or phone number changes (e.g. WebGrants, college portal, CADAA, etc.)
- Apply for other scholarships and campus support programs such as NextUp, Guardian Scholars, EOP, EOPS, or Disability Student Services.
- Maintain your grades and don't drop too many classes. Once you receive financial aid, there are academic requirements you need to meet to keep receiving it. Check online for your college's "Satisfactory Academic Progress" policies.
- Reapply for aid by submitting the CADAA every year!

# 11. Resources

---

# Help with the CADAA

- Live Help built into CADAA (Turn on “Auto Hint”)
- California Student Aid Commission (CSAC)
  - 1-888-CA-GRANT (1-888-224-7268)
  - If hearing impaired: 1-800-735-2929 (TTY) or 1-800-735-2922 (Voice)
  - StudentSupport@csac.ca.gov
- IRS Get a Tax Return Transcript – 1-800-908-9946

# JBAY Financial Aid Resources

Financial Aid Guide (English & Spanish)

FAFSA/CADAA Visual Guides

High School Counselor Toolkits

Recorded Webinar



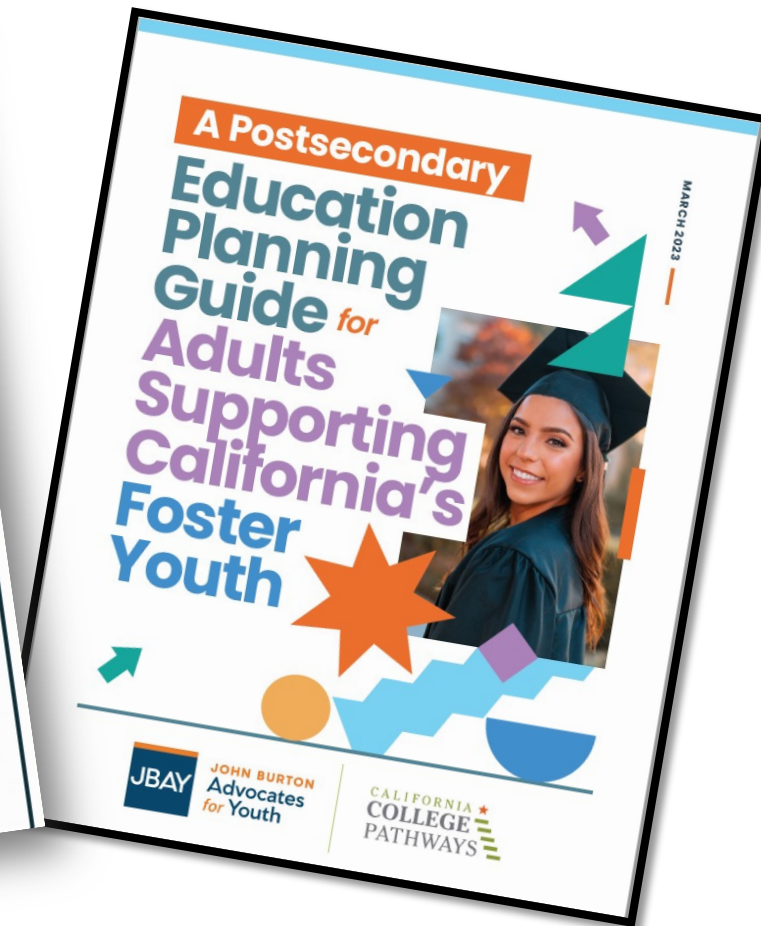
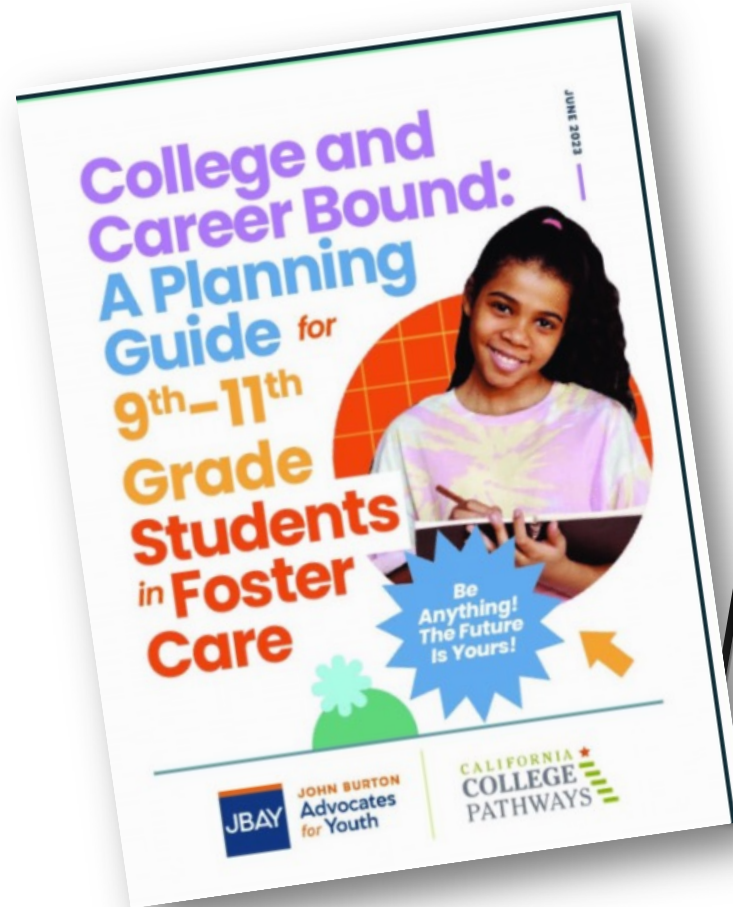
[jbay.org/resources/financial-aid-guide/](https://jbay.org/resources/financial-aid-guide/)

# JBAY's Step-by-Step Postsecondary Education Planning Guides for Foster Youth

[jbay.org/resources/ed-planning-guide/](http://jbay.org/resources/ed-planning-guide/)

- Available in English and Spanish for adult supporters of youth in grades 6–12 and for youth in grades 9–12.
- Includes downloadable checklists & student spotlight videos!

Visit [cacollegepathways.org](http://cacollegepathways.org) for comprehensive college planning information for current and former foster youth.





# Resources for Homeless Youth

- School House Connection  
[www.schoolhouseconnection.org/CADAA/](http://www.schoolhouseconnection.org/CADAA/)
    - ✓ Sample Verification Letters
    - ✓ Screening tools
    - ✓ Flowcharts
    - ✓ And more!
  - National Center for Homeless Education  
[nche.ed.gov/higher-education/](http://nche.ed.gov/higher-education/)
- 

# Other Resources

- ICanGoToCollege.com  
[ICanGoToCollege.com](http://ICanGoToCollege.com)
  - National College Attainment Network  
[www.ncan.org/page/better-CADAA](http://www.ncan.org/page/better-CADAA)
  - Financial Aid for Justice-Involved Youth  
[ylc.org/resource/financial-aidfor-jj-youth](http://ylc.org/resource/financial-aidfor-jj-youth)
-

# Resources for Undocumented Students

**CSAC Resources:** [www.csac.ca.gov/undocumented-dreamer-students](http://www.csac.ca.gov/undocumented-dreamer-students)

**Immigrants Rising:** [immigrantsrising.org](http://immigrantsrising.org)

**Golden Door Scholars:** [www.goldendoorscholars.org](http://www.goldendoorscholars.org)

**MALDEF:** [www.maldef.org/resources/scholarship-resources/](http://www.maldef.org/resources/scholarship-resources/)

# Resources for Undocumented Students

**Cal State University (CSU) resources:** [www.calstate.edu/attend/student-services/resources-for-undocumented-students](http://www.calstate.edu/attend/student-services/resources-for-undocumented-students)

**University of California (UC) resources:** [undoc.universityofcalifornia.edu](http://undoc.universityofcalifornia.edu)

**California Community College (CCC) resources:**  
[www.cccco.edu/Students/Support-Services/Special-population/Undocumented-Students](http://www.cccco.edu/Students/Support-Services/Special-population/Undocumented-Students)

# John Burton Advocates for Youth

(415) 348-0011 | [info@jbay.org](mailto:info@jbay.org) | [jbay.org](http://jbay.org)

---



JOHN BURTON  
Advocates  
*for* Youth