

# Visual Step-by-Step CA Dream Act Application (CADAA) Guide for CA Youth Who Have Experienced Homelessness



# Authors

This guide was written by two top experts on financial aid for college.

- **Mark Kantrowitz**

- Co-author of *Filing the FAFSA*
- Author of *How to Appeal for More College Financial Aid*
- Helped develop FAFSA on the Web in 1996

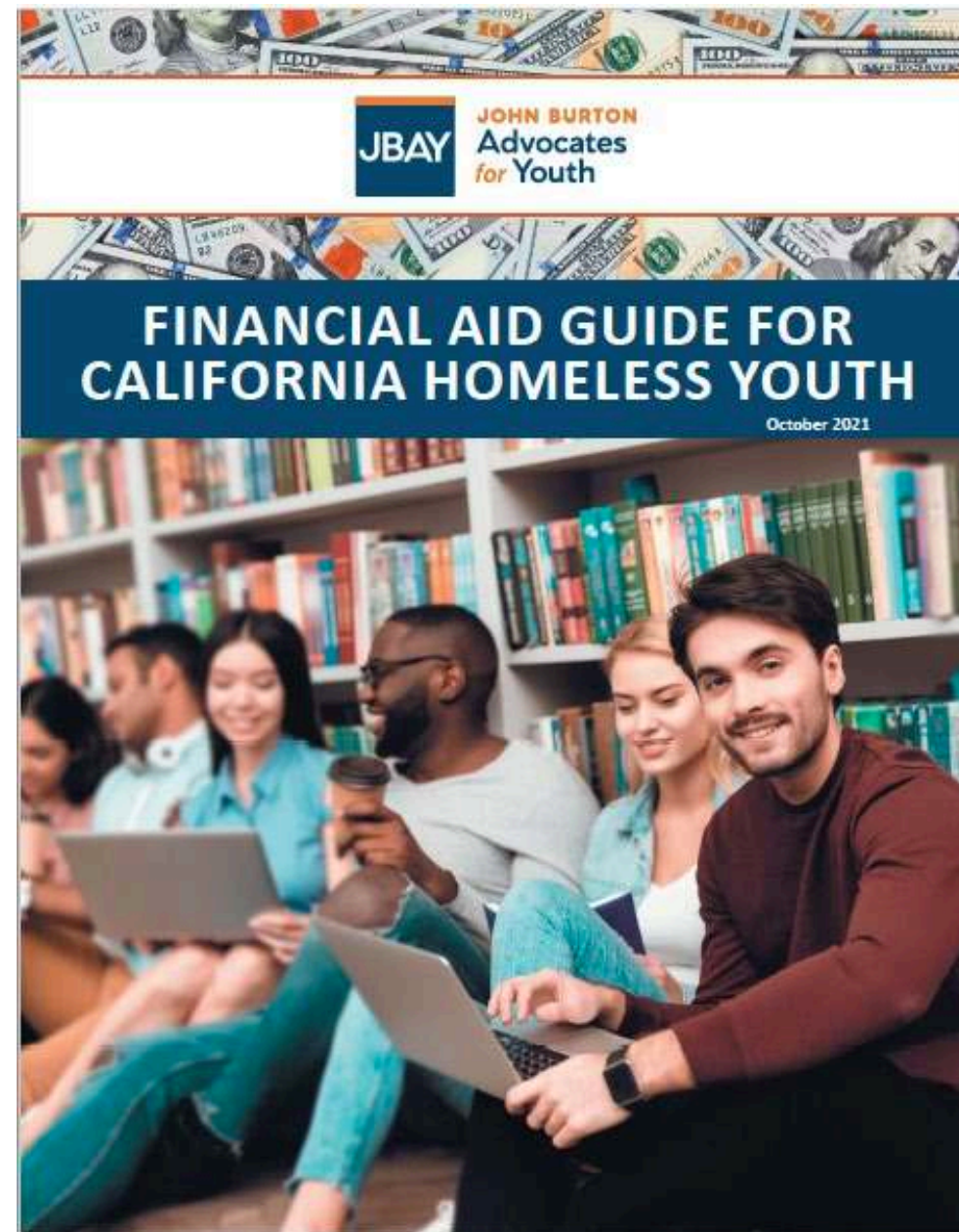
- **David Levy**

- Co-author of *Filing the FAFSA*
- Served as Director of Financial Aid at many of the nation's leading colleges

This Guide is intended to complement the Financial Aid Guide for California Homeless Youth with screen shots of the actual online California Dream Act Application (CADAA) form and detailed step-by-step instructions for youth currently or formerly in the foster care system.

Please refer to the full Guide for information on the different types of financial aid, what to do after filing the CADAA, and how to maintain financial aid eligibility.

[jbay.org/resources/financial-aid-guide-for-ca-homeless-youth/](https://jbay.org/resources/financial-aid-guide-for-ca-homeless-youth/)




# Disclaimer

- While we have made every effort to be accurate in this guide, financial aid programs change. Be sure to get current information.
- **This guide is intended for students who have experienced homelessness in California who qualify for “Independent Student Status” on the CADAA.** If you do not qualify for “Independent Student Status,” you will need to complete the Parental Demographics section and provide financial information about you and your parent(s). Information about this process is not included in this guide.
- If you are a current or former foster youth who was in foster care at least one day after your 13<sup>th</sup> birthday or in a court-ordered legal guardianship, you may also qualify for “Independent Status” and should visit the financial aid resources for foster youth to learn more: **[jbay.org/resources/financial-aid-guide/](https://jbay.org/resources/financial-aid-guide/)**

# How to Apply for Financial Aid



# Where to Apply for Financial Aid



IF YOU ARE A U.S. CITIZEN, A PERMANENT  
RESIDENT OR OTHER ELIGIBLE NON-  
CITIZEN\*\*

OR



IF YOU ARE AN UNDOCUMENTED IMMIGRANT



Complete the Free Application for  
Federal Student Aid (FAFSA)



Complete the California Dream Act  
Application (CADAA)



Apply at: [fafsa.ed.gov](https://fafsa.ed.gov)



Apply at: [dream.csac.ca.gov](https://dream.csac.ca.gov)

## **\*\*What is an eligible non-citizen?**

Examples include a U.S. permanent resident who has a green card (Permanent Resident Card), a conditional permanent resident with a conditional Green Card, or a “refugee.” You can find the complete list on the FAFSA.

# What is the CADAA?

- The California Dream Act Application (CADAA) allows undocumented and nonresident documented students who meet certain eligibility requirements to apply for state financial aid such as the Cal Grant and Chafee Grant.
- Students who complete the CADAA are not eligible for federal financial aid, like the Pell Grant.
- It also allows qualified students to pay in-state resident fees (instead of higher out-of-state fees) at California's public colleges and universities.

# Who is eligible to submit a CADAA?

**Students who meet AB540 criteria, have Temporary Protected Status or hold a U Visa.**

**To qualify for AB 540 a student must satisfy ALL of the following criteria:**

1. Three or more years of full-time attendance or attainment of equivalent credits earned in California from a high school, adult school or community college (credit or non-credit courses) or any combination of the three:  
or
2. Three or more years of full-time high school coursework **and** attended a combination of elementary, middle and/or high school in California for a combined total of three or more years.

Satisfy one of the following:

- A. Graduate from a California high school, **or**
- B. Obtain a GED, HiSET or TASC in California, **or**
- C. Attain an associate degree from a California Community College, **or**
- D. Fulfilled the minimum transfer requirements to transfer from a California Community College to a University of California or California State University.

Will register or enroll in an accredited and qualifying California college or university

Does not hold a valid non-immigrant visa (F, J, H, L, A, B, C, D, E, etc.)



# Does DACA status and having a social security number impact eligibility?

- Deferred Action for Childhood Arrivals (DACA) status is not required to apply for the CADAA. Students who never applied to DACA or lost DACA status may still be eligible.
- If you received DACA status and were issued a social security number, you must still fill out the CADAA.
- If you have a social security card, but it says “VALID FOR WORK ONLY WITH DHS AUTHORIZATION” you are not eligible to complete the FAFSA. You must meet the AB540 criteria on the prior slide to be eligible for the CADAA.
- Your parent’s citizenship status does not impact your eligibility to receive financial aid under the CADAA.

# CADAA Information is Private!

- CADAA information is not shared with the Federal government
- The California Student Aid Commission (CSAC) protects the confidentiality of student records
- CSAC has never shared any information about a student's immigration status, documented or undocumented
- CSAC also complies with the Family Educational Rights and Privacy Act (FERPA), which protects the privacy of student education records

# When to Apply

The priority application period is October 1<sup>st</sup> – March 2<sup>nd</sup>, before the start of the school year you plan to attend to college.

Students planning on attending a California community college have until September 2<sup>nd</sup> to apply but are encouraged to apply as soon as possible to qualify for the maximum aid award possible.

Some colleges may have earlier priority deadlines, so check with your campus.

Students can apply for financial aid before they submit college applications

# What to Bring to Apply for the CADAA

**Email Address:** Use an email address that you check often. Avoid high school email addresses that expire.

**Individual Taxpayer Identification Number (ITIN):** An undocumented immigrant would obtain an ITIN to file a federal income tax return. This is an optional field, and may not pertain to you if you didn't make enough money to be required to file taxes.

**List of up to 10 colleges you plan to apply to:** You can update this later, if needed. At least one is required to complete the application

**Financial Information:** You will be asked to indicate your assets as of the date you complete your CADAA, such as how much is currently in your checking or savings **AND** provide any tax or income information from the prior-prior year (i.e. provide 2020 tax or income info if completing the 2022-2023 CADAA). Be sure to gather any federal income tax returns, W-2's and 1099 forms if you worked in the prior-prior year.

**Statewide Student Identifier (SSID):** a 10-digit number that is given to all students enrolled in a California elementary, middle or high school. This is optional, but recommended.

# CADAA Application Options

The online application is only available in English only at:  
[dream.csac.ca.gov](https://dream.csac.ca.gov)

**Paper applications are available in English & Spanish:**  
Call 1-888-CA-GRANT (1-888-224-7268) or download a PDF version at  
[dream.csac.ed.gov](https://dream.csac.ed.gov)

**TIP**

**It is recommended to complete the online application to reduce any chances of errors.**

# STEP 1: BEGIN A NEW CADAA AT DREAM.CSAC.CA.GOV

**Reminder:**  
The CADAA must be filled out EVERY year!  
This is a FREE application.

**New to the CADAA Process:**  
Click "Start."

**Returning User:**  
Click "Login." You can also login to make corrections or add a new college to your application.



## FIRST TIME USER

- New to the CA Dream Act?
- Start a New application
- Do not submit multiple applications

Start



## RETURNING USER

- Renew your application
- Submit a saved application
- Make a correction or add a school to your application

Login



## PARENT SIGNATURE

- Request a parent PIN
- Forgot your parent PIN?
- Sign the student application

Submit



# STEP 1: BEGIN A NEW CADAA AT DREAM.CSAC.CA.GOV

Starting a new CADAA begins with registration to verify your eligibility for the CADAA.

-Click Continue.



The screenshot shows the California Student Aid Commission (CSAC) website. At the top left is the CSAC logo, which features a stylized blue figure holding a torch above a map of California, with the text "CALIFORNIA STUDENT AID COMMISSION" to its right. In the top right corner, there are links for "CA.GOV" and "Privacy Policy". Below the header is a dark navigation bar with "HOME" and "INFORMATION & RESOURCES". The main content area has a background image of a person writing on a document with a blue pen. Overlaid on this image is the text "CA DREAM ACT" in large, bold, black letters. Below this, a yellow banner contains the word "Registration". Further down, the heading "Welcome" is followed by two paragraphs of text. The first paragraph states that completing the California Dream Act Application is required to determine financial aid for California AB540 eligible students, and that the application will be processed by the California Student Aid Commission. The second paragraph states that the following questions will determine whether this is the best financial aid application for the user or whether they should fill out the Free Application for Federal Student Aid (FAFSA). At the bottom right, there is a blue button with the word "Continue" in white text.

CALIFORNIA  
STUDENT AID  
COMMISSION

CA.GOV | Privacy Policy |

HOME INFORMATION & RESOURCES

CA DREAM ACT

Registration

### Welcome

Completion of the California Dream Act Application is required to determine financial aid for California AB540 eligible students. Your application will be processed by the California Student Aid Commission.

The following questions will determine whether this is the best financial aid application for you or whether you should fill out the Free Application for Federal Student Aid (FAFSA).

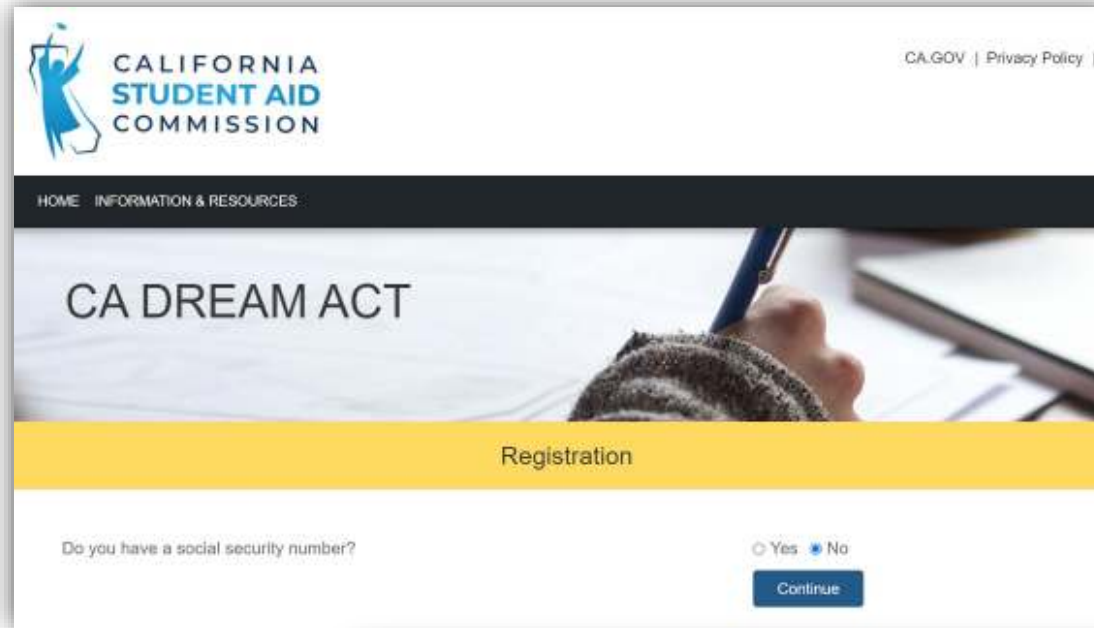
Continue

# STEP 1: BEGIN A NEW CADAA AT DREAM.CSAC.CA.GOV

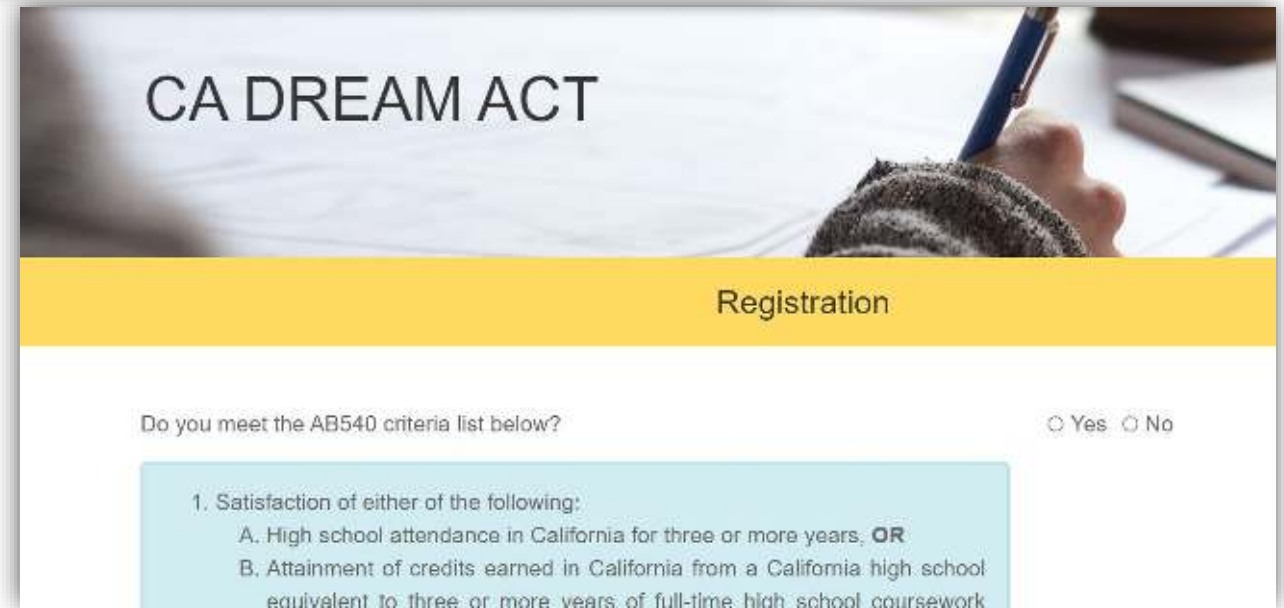
The CADAA will confirm your eligibility by asking if you have a Social Security Number.

→ Choose “No” if you have a work-only Social Security Number through DACA.

Next, it will ask if you meet the AB540 criteria and list the various eligibility requirements. For more information about eligibility, see pages 8 & 9.



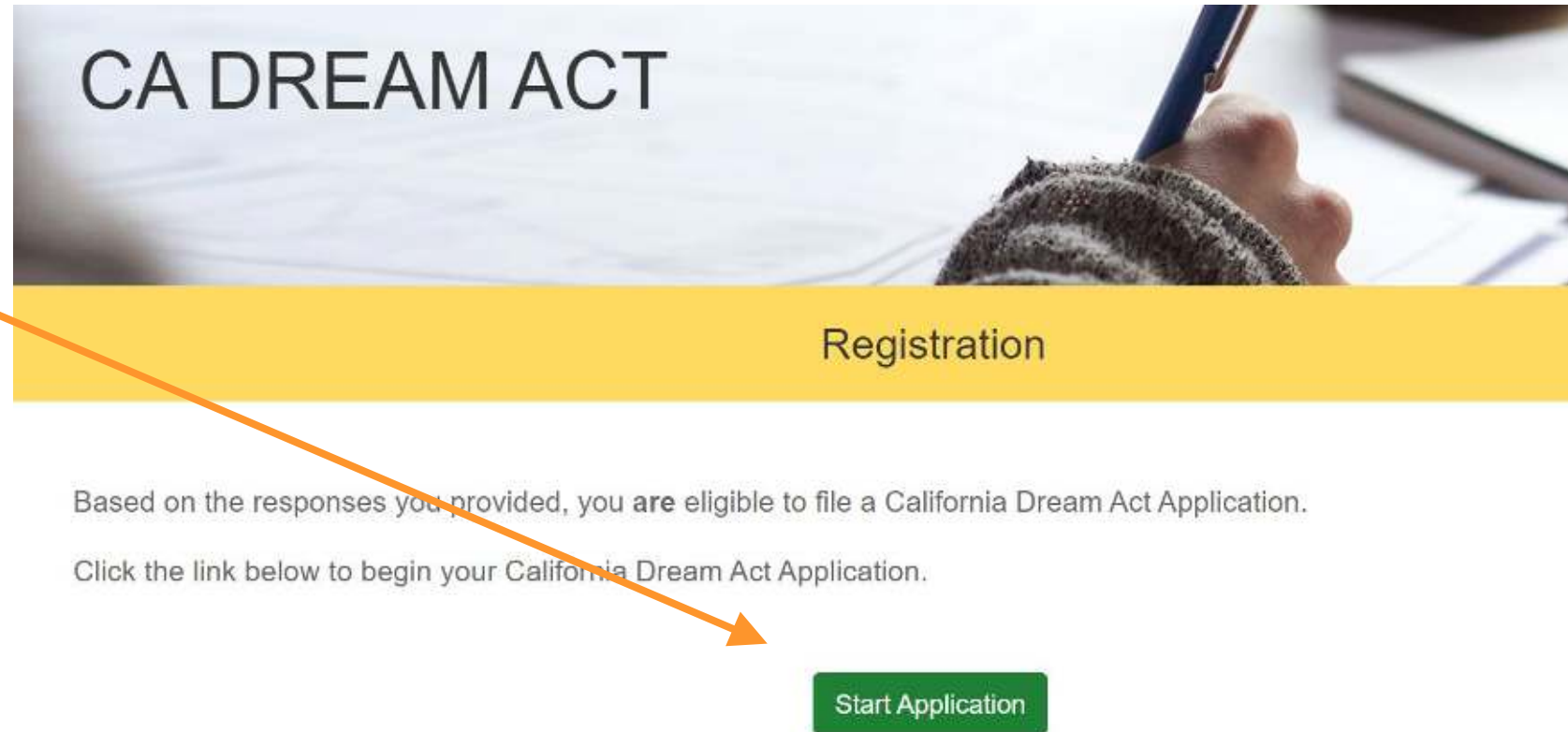
The screenshot shows the top of the California Student Aid Commission website. The header includes the CSAC logo and the text "CALIFORNIA STUDENT AID COMMISSION". Below the header is a navigation bar with "HOME" and "INFORMATION & RESOURCES". The main content area features a large image of a hand writing on a notepad, with the text "CA DREAM ACT" overlaid. Below this is a yellow bar with the word "Registration". At the bottom, there is a question: "Do you have a social security number?" with radio buttons for "Yes" and "No" (the "No" button is selected). A blue "Continue" button is located below the "No" button.



This screenshot shows the "CA DREAM ACT" registration page. It features a large image of a hand writing on a notepad, with the text "CA DREAM ACT" overlaid. Below this is a yellow bar with the word "Registration". The main content area asks: "Do you meet the AB540 criteria list below?" with radio buttons for "Yes" and "No". Below the question is a light blue box containing the following text: "1. Satisfaction of either of the following: A. High school attendance in California for three or more years, OR B. Attainment of credits earned in California from a California high school equivalent to three or more years of full-time high school coursework".

# STEP 1: BEGIN A NEW CADAA AT DREAM.CSAC.CA.GOV

If you meet the eligibility requirements, you will be informed that you are eligible to file a CADAA and can click "Start Application."



# STEP 1: BEGIN A NEW CADAA AT DREAM.CSAC.CA.GOV

## Create a user account (PART I):

You will need to provide your name and date of birth, and create a User ID.


Your name and date of birth must match your high school or college records. If you use a different name on your college admissions applications than what was used in high school, you should contact your college/university.


Required fields are marked with a red asterisk (\*).

Let's Get Started


Please complete the following form in order to continue. The minimum required fields are indicated with a red asterisk, although we recommend completing the entire form in order to expedite your application processing time.


Auto Hint ☒

 STUDENT INFORMATION


\* First Name 

First name is required

Middle Initial 

\* Last Name 

Last name is required


\* Date of Birth 


Date of birth is required

\* User ID

Username is required

(Length 8 characters, accepts Alphanumeric and \_ . - @)

 STUDENT ADDRESS

\* Mailing Address 

# STEP 1: BEGIN A NEW CADAA AT DREAM.CSAC.CA.GOV

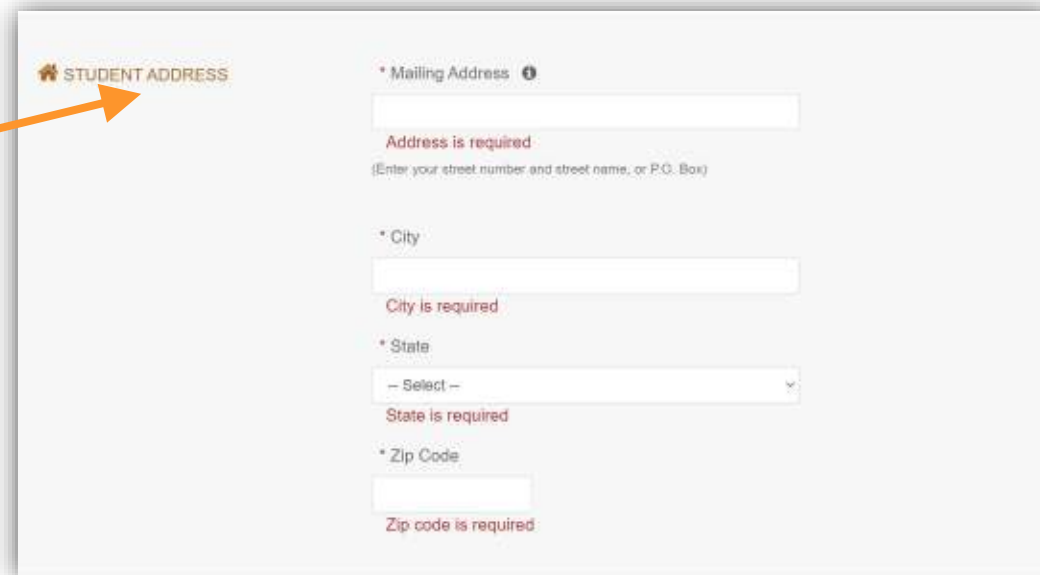
## Create a user account (PART II):

**Student Address:** Do not provide a temporary mailing address. If you don't have a permanent mailing address, ask your college's financial aid administrator for help.

**Email Address:** You must provide an email address, as this is used for communication from CSAC and your college.

Double-check the email address to make sure there are no typos. Avoid using high school emails that can expire.

**TIP:** Emails from CSAC may go to your junk or spam folder, so be sure to check these folders and add csac.ca.gov as a "safe sender."



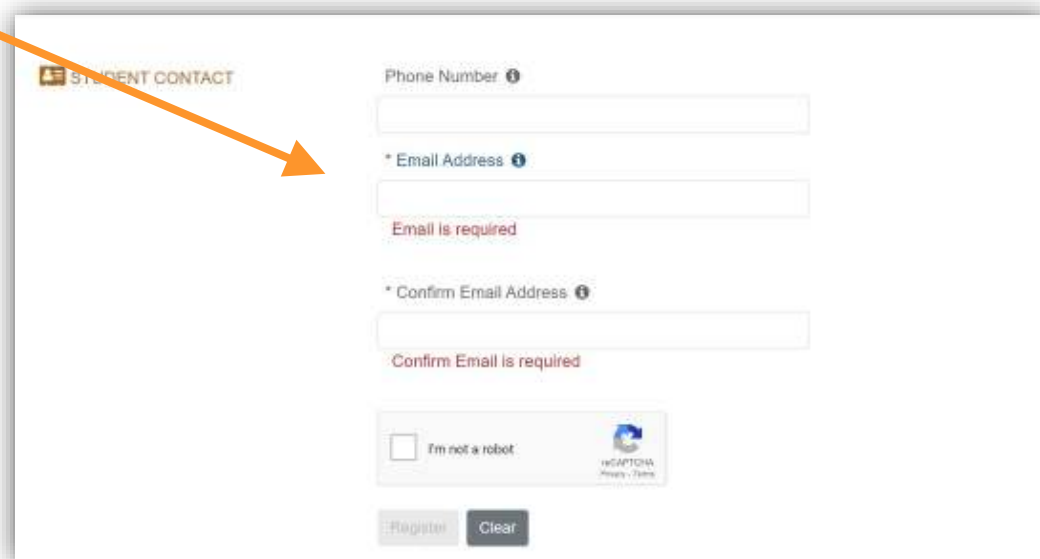
**STUDENT ADDRESS**

\* Mailing Address ⓘ  
  
Address is required  
(Enter your street number and street name, or P.O. Box)

\* City  
  
City is required

\* State  
— Select —  
State is required

\* Zip Code  
  
Zip code is required




**STUDENT CONTACT**

Phone Number ⓘ

\* Email Address ⓘ  
  
Email is required

\* Confirm Email Address ⓘ  
  
Confirm Email is required

☐ I'm not a robot

 reCAPTCHA  
Privacy · Terms

# STEP 1: BEGIN A NEW CADAA AT DREAM.CSAC.CA.GOV

You will receive an email message to confirm your email address.

Click on the link in the email message to activate your account.

You will be asked to create a password and can then login to the account.

## Application in process



Your user account is created successfully. Click on the OK button to go to the login page.

Please check your email and follow instructions to activate your account.

Ok

## Password Change for New Account

Dear CSAC User,

Please create your password for the newly created account with us.

Please click the button below to create the password.

Create Password

## Manage Password

The password must be between 6-24 characters in length and contain at least 1 uppercase letter, 1 lowercase letter, a number, and one or more characters from !@#\$%& list but cannot have all 3 characters !@# in the password in any order.

Enter New Password \*

Confirm password \*

Submit



# STEP 1: BEGIN A NEW CADAA AT DREAM.CSAC.CA.GOV

You will be asked to provide answers to three security questions, which can be used to recover your account if you forget your password.

## Security Questions

Answer the following challenge questions

### Challenge Question Set 1

Select one challenge question

What was the first name of your best friend in high school? ▾

Answers for challenge questions

Type your answers for the challenge questions

### Challenge Question Set 2

Select one challenge question

What is the name of the street you grew up on? ▾

Answers for challenge questions

Type your answers for the challenge questions

### Challenge Question Set 3

Select one challenge question

What is the name of your first Pet? ▾

Answers for challenge questions

Type your answers for the challenge questions

Update



Write down these item somewhere  
safe so you don't forget:

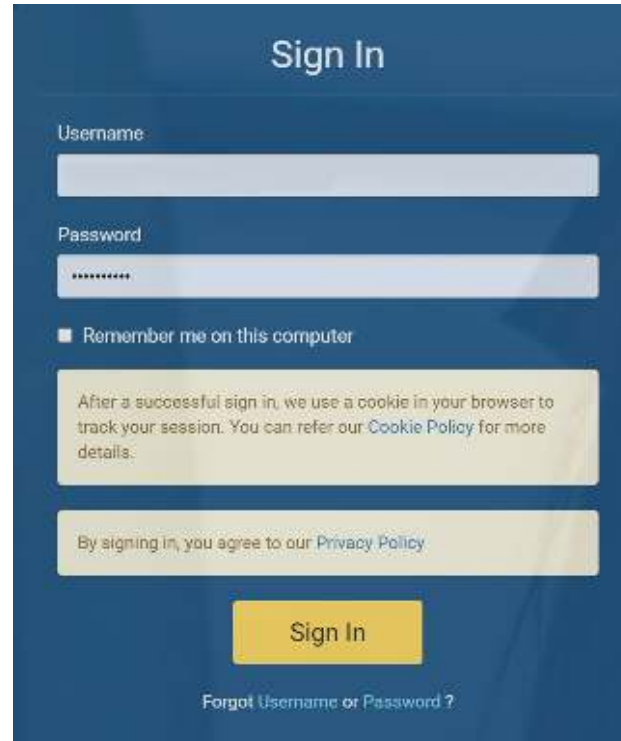
- ☐ Username
- ☐ Password
- ☐ Email Address & Password
- ☐ Challenge Questions & Answers

# **You're Now Ready to Start Your Online CADAA**

Login with your new Username and begin the CADAA

# STEP 1: BEGIN A NEW CADAA AT DREAM.CSAC.CA.GOV

When you login, a one-time passcode will be sent to your email address. You will need to enter this passcode to login to your account.



Sign In

Username

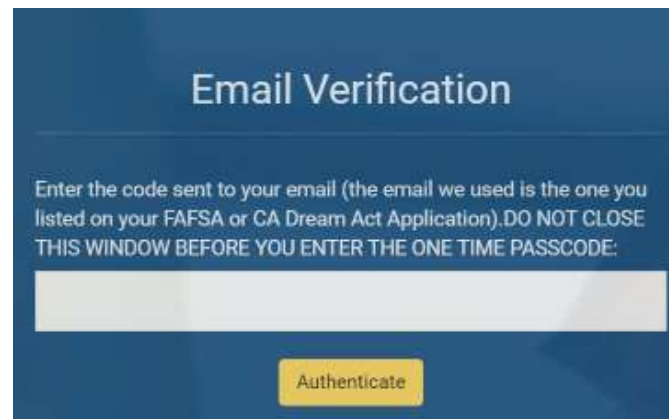
Password

☐ Remember me on this computer

After a successful sign in, we use a cookie in your browser to track your session. You can refer our [Cookie Policy](#) for more details.

By signing in, you agree to our [Privacy Policy](#).

[Forgot Username or Password ?](#)



Email Verification

Enter the code sent to your email (the email we used is the one you listed on your FAFSA or CA Dream Act Application). DO NOT CLOSE THIS WINDOW BEFORE YOU ENTER THE ONE TIME PASSCODE:

# STEP 1: BEGIN A NEW CADAA AT DREAM.CSAC.CA.GOV

Select the school year that you plan to attend college. If you select the wrong year, your financial aid will not be processed.

Most students will want to complete the CADAA for next fall, which is the academic year on the left.

If you are applying for an upcoming summer session, it is recommended that you complete applications for both years. Schools have the option of using either the prior or upcoming year's financial aid for summer. Once you've picked a college, check with the financial aid office about summer financial aid.

The web site will ask you to confirm your selection.

## Welcome JUST TESTING!

Which academic year application would you like to apply for?

You may choose to file a California Dream Act Application by the academic school year.

2022 - 2023 School Year

(July 1, 2022 - June 30, 2023)

2021 - 2022 School Year

(July 1, 2021 - June 30, 2022)

### Confirm Year Selection

Are you sure you want to continue with 2022 - 2023 School Year?

Ok

Cancel

# STEP 1: BEGIN A NEW CADAA AT DREAM.CSAC.CA.GOV

Read the instructions and then click on the OK button.

Welcome to your California Dream Act Application



## Read these tips first

1. Questions with an asterisk ( \* ) require an answer.
2. If it is determined that you are a DEPENDENT student, your parent will be required to sign the application. Anytime you make a change to your application, your parent will be required to sign. Failure to provide a parent signature, will leave your application incomplete. Your college/university cannot award you financial aid if your application is incomplete.
3. Save your application periodically. Sessions expire every 30 minutes. To prevent loss of application and information SAVE your application often.
4. The **red text** throughout the CA Dream Act Application means **further action is required from you**.
5. Based on your answers to questions, this application may skip questions that are not required.
6. Do not use your web browser's BACK or FORWARD buttons. Using the web browser back or forward button will cause data to be lost. To prevent loss of data you should use the NEXT and PREVIOUS buttons at the bottom of each page. Remember to save often.
7. Make sure you **submit your application** when complete. **Saving your application** is not the same as submitting your application. Only **submitted applications** can be processed for financial aid.
8. If you need to make changes or corrections after submitting your application, you must wait at least **24 hours**.
9. Use the Auto Hint toggle button at the top of the screen to enable or disable help screens. These help screens contain additional information to assist you in answering each question.
10. You do not have to file taxes to complete the application. However, you can use your 2020 taxes to complete the 2022 - 2023 CA Dream Act Application.
11. Check your Confirmation Page after you submit your application for possible error resolution and to see Action(s) Needed and Next Steps.


Ok



SECTION 1 OF THE CADAA:

# STUDENT DEMOGRAPHICS

# STEP 1: BEGIN A NEW CADAA AT DREAM.CSAC.CA.GOV

- Complete the three sections listed as tabs at the top of the screen. The website will take you through each section.
- Click "Save Application" at the bottom of the page to save your responses. Click "Next" at the bottom of the page to go to the next section.
- For detailed instructions and information about each question, click the information mark icon. 
- The answers to some questions will be prefilled with your registration information.
- **Only provide your Social Security Number (SSN) or Individual Taxpayer Identification Number (ITIN) if you have one. Otherwise, leave blank.**

Academic Year 2022

Student Parent Sign & Submit

Auto Hint ☐

Demographics ! School ! Dependency ! Financial !

Section 1 - Personal information for student

1) \* Your Last Name TESTING

2) \* Your First Name JUST

3) Your Middle Initial

8) Your Social Security Number (SSN) or Individual Taxpayer Identification Number (ITIN)   
[Show](#)

9) \* Your Date of Birth 01/01/2002

Section 1 of 8

Next

Save Application Save & Logout Logout

# STEP 1: BEGIN A NEW CADAA AT DREAM.CSAC.CA.GOV

You must be a California resident to qualify for the California student aid, such as the Cal Grant, Middle Class Scholarship, and in-state tuition.

You will also need to meet minimum GPA standards, so make sure that your high school has submitted your verified GPA and that it has been matched to your CADAA. Create a WebGrants account to verify if your GPA has been matched to your CADAA.

**Learn more about WebGrants on pages 73-77.**

Visit <https://www.csac.ca.gov/post/cal-grant-high-school-entitlement-award> to see minimum GPA requirements

Academic Year 2022



Student



Parent



Sign & Submit

Auto Hint ☐

Demographics !

School !

Dependency !

Financial !

## Section III - Student Residency

20) \* In what state do you live? ⓘ

CALIFORNIA

21) \* Did you reside in this state before January 1, 2017? ⓘ

☒ Yes ☐ No

Previous

Section 3 of 8

Next

Save Application

Save & Logout

Logout

# STEP 1: BEGIN A NEW CADAA AT DREAM.CSAC.CA.GOV

**SSID:** Enter your 10-digit Statewide Student Identification Number (SSID), if applicable.


A SSID is given to all students enrolled in a California public high school. If you don't know your SSID, contact your high school.


Entering a SSID is not required but is recommended.


The SSID is not a Social Security Number (SSN) or Individual Taxpayer Identification Number (ITIN).

Continued on next page.





Academic Year 2022

  
Student


  
Parent

  
Sign & Submit


Auto Hint ☐

Demographics  School  Dependency  Financial 


Section IV - Student Phone and Identification Information


10) Your Permanent Phone Number 


(800) 433-3243

11) Your Statewide Student Identification Number (SSID) 


1234567890

12) Your Cell Phone or Alternate Phone Number 

13) Your driver's license number 

14) Your Driver's License State 

-- SELECT --

23) \* Are you male or female? 

☒ Male ☐ Female

Previous

Section 4 of 8

Next

# STEP 1: BEGIN A NEW CADAA AT DREAM.CSAC.CA.GOV

## Driver's License:

A driver's license is not required to complete the application but can help prevent identity theft.

Driving record and parking tickets do not affect eligibility for financial aid.

## Male or female?:

This refers to your sex at birth as assigned on your birth certificate.

Academic Year 2022

! Student

! Parent

! Sign & Submit

Auto Hint ☐

Demographics ! School ! Dependency ! Financial !

Section IV - Student Phone and Identification Information

10) Your Permanent Phone Number ⓘ (800) 433-3243

11) Your Statewide Student Identification Number (SSID) ⓘ 1234567890

12) Your Cell Phone or Alternate Phone Number ⓘ

13) Your driver's license number ⓘ

14) Your Driver's License State ⓘ -- SELECT --

23) \* Are you male or female? ⓘ ☒ Male ☐ Female

Previous Section 4 of 8 Next

# STEP 1: BEGIN A NEW CADAA AT DREAM.CSAC.CA.GOV

Undocumented and DACA students should choose “I am not a citizen or eligible non-citizen” as their citizenship status.

Students with a Temporary Protected Status (TPS) or U visa should also select “I am not a citizen or an eligible noncitizen.”

Students with a T visa are eligible to file the FAFSA and should file the FAFSA instead.

If you are on a student visa or any other nonimmigrant visa (including A,B,C,D,E,F,G,H,I,J,K,L,M,N, O,P,R,S,TN,TD,V,TROV and NATO) you are not eligible to file the CADAA.

The screenshot displays the CADAA application interface. At the top, a yellow banner indicates the 'Academic Year 2022'. Below this is a progress bar with three steps: 'Student' (marked with a red exclamation mark), 'Parent' (marked with a red exclamation mark), and 'Sign & Submit' (marked with a red exclamation mark). A blue bar below the progress bar contains the 'Auto Hint' toggle, which is currently turned off. Below the blue bar, there are four buttons: 'Demographics' (with a red exclamation mark), 'School' (with a red exclamation mark), 'Dependency' (with a red exclamation mark), and 'Financial' (with a red exclamation mark). The main section is titled 'Section VI - Student Eligibility'. Below this title, there is a question '16) \* Your Citizenship Status' with an information icon. A dropdown menu is open, showing the following options: 'I am not a citizen or an eligible noncitizen' (selected), '-- SELECT --', 'I am a U.S. citizen (or U.S. national)', 'I am an eligible noncitizen', and 'I am not a citizen or an eligible noncitizen'. At the bottom of the form, there are three buttons: 'Previous', 'Section 6 of 8', and 'Save Application', 'Save & Logout', and 'Logout'.



# STEP 1: BEGIN A NEW CADAA AT DREAM.CSAC.CA.GOV

Will you have your first bachelor's degree before you begin the 2022-2023 school year?  
Most students should answer "No".

What will your grade level be when you begin the 2022-2023 school year?

If you took college courses while in high school, and were dually enrolled, you are still considered a first-time college student and should select "***Never attended college/1<sup>st</sup> yr.***"

Select the option that best fits your *initial* educational goal.

- If you are uncertain if you will attend a 2-year or 4-year college, select 4-year college
- It is important to not select "2nd bachelor's degree" if you don't already have a bachelor's degree, as it may limit the grants you can receive

Academic Year 2022

Student Parent Sign & Submit

Auto Hint ☐

Demographics ! School ! Dependency ! Financial !

Section VII - Student Education

26) \* What will your high school completion status be when you begin college in the 2022 - 2023 school year?

28) \* Will you have your first bachelor's degree before you begin the 2022 - 2023 school year? ☐ Yes ☐ No

29) \* What will your grade level be when you begin the 2022 - 2023 school year?

30) \* What College degree or certificate will you be working on when you begin the 2022 - 2023 school year?

Previous Section 7 of 8 Next

# STEP 1: BEGIN A NEW CADAA AT DREAM.CSAC.CA.GOV

**What is the highest level of education your Parent completed?**

- It is ok to select "Other/unknown"
- Parent does not refer to a legal guardian or foster parent.
- How you answer does not affect your eligibility for student aid.

Academic Year 2022

! ! !

Student Parent Sign & Submit

Auto Hint ☐

Demographics ☒ School ! Dependency ! Financial !

Section VIII - Parent Education Completion

24) Parent 1-What is the highest level of education your Parent 1 completed? ⓘ High School

25) Parent 2-What is the highest level of education your Parent 2 completed? ⓘ

Middle School/Jr. High  
-- SELECT --  
Middle School/Jr. High  
High School  
College or beyond  
Other/unknown

Previous Section 8 of 8

Save Application Save & Logout Logout

SECTION 2 OF THE CADAA:

# SCHOOL SELECTION

# CADAA SECTION 2: SCHOOL SELECTION

If you indicated that you are still in high school or have completed your high school diploma in the “Demographics” section, when you get to the “School” section, you will see this screen asking you to provide the name, city and state of that high school.

**Important:** Use the search function to find your high school. This will help to ensure that your GPA is correctly matched when it is submitted by your high school

You will not be prompted to answer this question if you indicated that you received a GED certificate, HomeSchool or None of the above in the prior section.

Demographics

School

Dependency

Financial

Section 1 - Search for High School

27) \* School Details

Enter at least 3 letters of your school name and Select High School State, City and then click the Search button.

What is the name of your high school? ⓘ  
PAS

High School State ⓘ  
CALIFORNIA

High School City ⓘ ☐ City not in list  
PASADENA

Search

High School Name ☐ High School not in list  
PASADENA HIGH SCHOOL

School Name	City
PASADENA HIGH SCHOOL	PASADENA
HALSTROM ACADEMY-PASADENA	PASADENA
CALVARY CHAPEL PASADENA CH SCH	PASADENA

Previous

Section 1 of 2

Next

# CADAA SECTION 2: SCHOOL SELECTION

- Search for and select up to 10 colleges that you may want to attend. Information from the CADAA will be sent to the schools you have selected.
- You can search for colleges by name or by using their Federal School Code.
- You can update or change school selections later if your plans change or you're just not sure yet.
- You must select at least one college to continue with the CADAA.
- You do not need to have applied for admission yet to the colleges you list.

Academic Year 2022

! ! !

Student Parent Sign & Submit

Auto Hint ☐

Demographics ✓ School ! Dependency ! Financial !

Section II - Selected Colleges and Housing Plans

107) \* College Selection Search By College Name ⓘ

Search

Add College School Code ⓘ

Add

Previous Section 2 of 2 Next

Save Application Save & Logout Logout

# CADAA SECTION 2: SCHOOL SELECTION

- Click on the name of the college to add
- Be careful when selecting your colleges. Some college names are very similar and it's easy to get them confused.
- Costs vary by college type. State colleges and universities are generally the most affordable; private vocational/trade schools can be costly. Ask for help if needed to make selections.
- Be sure to list each UC or CSU campus to which you are applying for admission separately in this section.

Search By College Name ⓘ

Search

Add College School Code ⓘ

Add

Search results (Please select atleast one option)

College Name	City	USDE Code
INSTITUTE OF CULINARY EDUCATION	PASADENA	04144301
UC BERKELEY	BERKELEY	00131200
UC DAVIS	DAVIS	00131300
UC HASTINGS COLLEGE OF THE LAW	SAN FRANCISCO	00394700
UC IRVINE	IRVINE	00131400
UC LOS ANGELES	LOS ANGELES	00131500
UC MERCED	MERCED	04127100
UC RIVERSIDE	RIVERSIDE	00131600

# CADAA SECTION 2: SCHOOL SELECTION

- You are then asked to indicate your housing plans for each campus. Most four-year universities or colleges offer on-campus housing, but only a few California community colleges do.
- **Do NOT** select “With Parent” as your housing plan if you plan to live with a foster parent, other relative or legal guardian. **Instead, select “Off-Campus.” This is crucial for maximizing your financial aid.**
- Note that the order in which you list the colleges does not make a difference in California.

Selected Colleges

College Name	USDE Code	Housing Plans
UC IRVINE	00131400	<div>On campus</div> <div>Select housing plan</div> <div>On campus</div> <div>With parent</div> <div>Off campus</div>
UC RIVERSIDE	00131600	



# TIP

## You can send your CADAA to additional schools after your CADAA has been processed.

You can list only 10 colleges at a time on your CADAA. After the CADAA has been processed and you have received your California Student Aid Report (Cal SAR), usually within 1-2 weeks, you can submit the CADAA to an additional 10 colleges, if necessary, by replacing the original set of 10 colleges with a new set of up to 10 colleges. Your original set of 10 colleges will still receive their copy of your CADAA information. Repeat this process as many times as necessary, each time waiting until you receive the Cal SAR. You can do this by visiting [dream.csac.ca.gov](https://dream.csac.ca.gov) or by calling 1-888-CA-GRANT (1-888-224-7268) or TTY 1-800-735-2929.



SECTION 3 OF THE CADAA:

# DEPENDENCY STATUS

# Dependency Determination

- Students who are determined to be independent do not need to provide information about parents.
- For independent students, eligibility for financial aid is based on the student's (and spouse's, if applicable) income and assets only
- Students who will be 24 years old or older as of January 1 of the year for which they are applying for aid are automatically independent and will not be asked the questions in this section. (For example, if you plan to start school in August 2022, will you be 24 or older as of January 1, 2022.)

# CADAA SECTION 3: DEPENDENCY STATUS

- If you answer “Yes” to any of the dependency status questions, you are considered to be independent and parental information will not be required.
- Married students are considered independent and will not have to fill out the Parent sections.
- Your marital status is “single” if you are not married, even if you live with or have a boyfriend, girlfriend or significant other.
- Students who are or will be enrolled in graduate school are considered to be independent.

Academic Year 2022

! — ! — !

Student Parent Sign & Submit

Auto Hint ☐

Demographics ✓ School ✓ Dependency ! Financial !

Section I - Student Age / Marital Status / Degree Confirmation

46) \* Were you born before January 1, 1999? ⓘ ☐ Yes ☒ No

47) \* As of today are you married? (Also answer “Yes” if you are separated but not divorced.) ⓘ ☐ Yes ☒ No



48) \* At the beginning of the 2022 - 2023 school year, will you be working on a master's or doctorate program (such as an MA, MBA, MD, JD, PhD, EdD, graduate certificate, etc.)? ⓘ ☐ Yes ☐ No



Previous Section 1 of 5 Next



# CADAA SECTION 3: DEPENDENCY STATUS

- This section is asking if the student has any dependent children or other dependents. If you have children or dependents, you will be considered independent on the CADAA and will not have to fill out the Parent section and will automatically skip the questions on the next slide.





Academic Year 2022

  
Student


  
Parent


  
Sign & Submit

Auto Hint ☐

Demographics  School  Dependency  Financial 

Section II - Does Student have Dependents

51) \* Do you now have or will you have children who will receive more than half of their support from you between July 1, 2022 and June 30, 2023?  ☐ Yes ☒ No

52) \* Do you have dependents (other than your children or spouse) who will live with you and who receive more than half of their support from you, now and through June 30, 2023  ☐ Yes ☒ No

Previous Section 2 of 5 Next

# CADAA SECTION 3: DEPENDENCY STATUS

## Student Household Size:

This screen appears only if you indicate that you have children or are married.

Count yourself, your spouse, children who receive more than half of their support from you (even if they don't live with you) and other dependents who live with you and receive more than half their support from you.

Do not count your siblings, parents or other relatives.

**Number in College:** Enter "1" for number in college unless you have a spouse or children who will also be attending college at least half-time.

Student Parent Sign & Submit

Auto Hint ☐

Demographics ! School ✓ Dependency ! Financial ✓

Section II - Does Student have Dependents

51) \* Do you now have or will you have children who will receive more than half of their support from you between July 1, 2022 and June 30, 2023? ☐ Yes ☒ No

99) \* How many people are in the Student's household?

100) \* How many people are in the Student's (and spouse's) household (from question 99) will be college students between July 1, 2022 and June 30, 2023? Do not include family members who are in U.S. military service academies.

52) \* Do you have dependents (other than your children or spouse) who will live with you and who receive more than half of their support from you, now and through June 30, 2023 ☒ Yes ☐ No

Previous Section 2 of 5 Next

# CADAA SECTION 3: DEPENDENCY STATUS

*If you are under 24, not married and do not have children, you will be asked additional questions. If you can answer “Yes” to any of these, you will be considered an independent student on the CADAA.*

If any of these are true for you, select “Yes”. If you can answer “yes”, you will not be asked about homeless status as you will already have independent status.

Otherwise, select “no” for each question.

Demographics ✓

School ✓

Dependency !

Financial !

## Section III - Student Additional Dependency Questions

49) \* Are you currently serving on active duty in the U.S. Armed Forces for purposes other than training? ⓘ ☐ Yes ☐ No

50) \* Are you a veteran of the U.S. Armed Forces? ⓘ ☐ Yes ☐ No

53) \* Any time since you turned age 13; were both your parents deceased, were you in foster care or a dependent or ward of the court? ⓘ ☐ Yes ☐ No

54) \* As determined by a court in your state of legal residence, are you or were you an emancipated minor? ⓘ ☐ Yes ☐ No

55) \* Does someone other than your parent or stepparent have legal guardianship of you, as determined by a court in your state of legal residence? ⓘ ☐ Yes ☐ No

Previous

Section 3 of 5

Next


# CADAA SECTION 3: DEPENDENCY STATUS


If you did not answer “Yes” to any of the previous questions, you will be asked whether you are an unaccompanied youth who is homeless or who is self-supporting and at risk of homelessness at any point on or after July 1 of the year before the award year. If so, you are considered to be independent on the CADAA and parent information will not be required.


This determination can be made by any of the following:

- High school or school district homeless liaison
- Director of an emergency shelter or transitional housing program funded by the U.S. Department of Housing and Urban Development (HUD)
- Director of a runaway or homeless youth basic center or transitional living program

## Section IV - Student Homelessness Questions

56) \* At any time on or after July 1, 2021, did your high school or school district homeless liaison determine that you were an unaccompanied youth who was homeless?  ☐ Yes ☐ No

57) \* At any time on or after July 1, 2021, did the director or an emergency shelter or transitional housing program funded by the U.S. Department of Housing and Urban Development determine that you were an unaccompanied youth who was homeless?  ☐ Yes ☐ No

58) \* At any time on or after July 1, 2021, did the director of a runaway or homeless youth basic center or transitional living program determine that you were an unaccompanied youth who was homeless or was self-supporting and at risk of being homeless?  ☐ Yes ☐ No

[Previous](#)

Section 4 of 5

[Next](#)

**TIP:** If you are homeless or at risk of homelessness, but can't answer “Yes” to any of these questions, select “No” and contact the financial aid administrator at the college you plan to attend. College financial aid administrators can make this determination, but will want to see documentation that demonstrates that the student is homeless or at risk of homelessness. Otherwise, parent information will be required.

# Definition of Homeless Youth on the CADAA:

A Student Must be Unaccompanied AND either Homeless OR Self-Supporting & At Risk of Being Homeless

## Unaccompanied =

Not in the physical custody of a parent or guardian



## Homeless =

Lacking fixed, regular and adequate housing  
(Learn more on the next page)

OR

## Self-supporting AND at risk of being homeless =

When a student pays for his own living expenses, including fixed, regular, & adequate housing AND when a student's housing may cease to be fixed, regular, & adequate; for example, a student who is being evicted and has been unable to find fixed, regular, and adequate housing

**Note:** A student living in any of these situations and fleeing an abusive parent may be considered homeless even if the parent would provide support and a place to live.



# Who is Included in the Definition of Homelessness?

**Lacking fixed, regular and adequate housing includes students who:**

- (i) are staying with other people temporarily due to loss of housing, economic hardship, or a similar reason (i.e., couch-surfing)
- (ii) are living in motels, hotels, trailer parks, or camping grounds due to the lack of alternative adequate accommodations
- (iii) are living in emergency shelters
- (iv) are living in their car, sleeping outside, or staying someplace not normally meant for human habitation.

# Template for Determination Letter



## SchoolHouse Connection:

[www.schoolhouseconnection.org/sample-form-letter-to-determine-the-independent-student-status-of-unaccompanied-homeless-youth/](http://www.schoolhouseconnection.org/sample-form-letter-to-determine-the-independent-student-status-of-unaccompanied-homeless-youth/)

*\*Make sure to use the form letter for the correct academic year*

# Information Regarding Homeless Determinations

Financial Aid Administrators (FAAs) can get assistance with making the determination by contacting college access programs, social workers, etc.

If the FAA is making the determination & there is no written documentation available, the determination may be based on a documented interview with the student

If a student receives a determination from a local liaison, or RHYA-funded or HUD-funded shelter or transitional living program, the FAA must accept this determination

A student living in the school dormitory may still be considered an unaccompanied homeless youth if the student would be homeless otherwise

A new determination must be made each year for the CADAA

SECTION 4 OF THE CADAA:

# STUDENT FINANCIAL INFORMATION

These instructions are for students with “Independent Status.” Dependent students will need to also provide parent information.

# CADAA SECTION 4: STUDENT FINANCIAL INFORMATION

Pay careful attention to which year's income, tax and asset information you have to report in this section.

- Income and tax information comes from the "prior-prior" year. For example, the 2022-2023 CADAA is based on 2020 income and tax information.

You will be asked if you completed your IRS federal income tax return for the appropriate year. You must select one of three options:

- Already Completed
- Will file
- Not going to file

Academic Year 2022

Student Parent Sign & Submit

Auto Hint ☐

Demographics ✓ School ✓ Dependency ! Financial !

Section I - Student Tax Filing Status

32) \* For 2020, have you completed your IRS income tax return or another tax return? ⓘ

33) \* What income tax return did you or will you file for 2020? ⓘ

34) \* What was or will be your tax filing status for 2020? ⓘ

35) \* Did (or will) you file a Schedule 1 with your 2020 tax return? ⓘ

Already Completed

-- Select --

Already Completed

Will file

Not going to file

No

Previous Section 1 of 6 Next

# CADAA SECTION 4: STUDENT FINANCIAL INFORMATION

If you selected “**Not going to file,**” you will not be asked any further questions and **can proceed to page 63.**

You may be required to submit a **Verification of Non-Filing Letter** from the IRS to verify that you did not file a tax return.

For more information about this form visit:  
**[www.jbay.org/resources/irs-vnf](http://www.jbay.org/resources/irs-vnf)**

If you are unsure whether you made enough money to file a federal income tax return, look at Table 1-1 of IRS Publication 17:  
**[www.irs.gov/pub/irs-pdf/p17.pdf](http://www.irs.gov/pub/irs-pdf/p17.pdf)**

**TIP:** In 2020, if you were single and under age 65, you were not required to file a tax return if your gross income was less than \$12,400.

The screenshot displays the CADAA form interface. At the top, progress indicators show 'Demographics', 'School', 'Dependency', and 'Financial' (highlighted in blue with a checkmark). Below this, 'Section I - Student Tax Filing Status' is shown. Question 32 asks, 'For 2020, have you completed your IRS income tax return or another tax return?'. A dropdown menu is open, showing options: 'Not going to file' (selected and highlighted in blue), '-- Select --', 'Already Completed', 'Will file', and 'Not going to file'. A 'Previous' button is on the left. Below the question, a progress bar shows 'Section 1 of 6'. A second screenshot is overlaid on the bottom right, showing 'Section II - Student IRS Information'. It features a progress bar with 'Student' (checked), 'Parent' (checked), and 'Sign & Submit' (with a red exclamation mark). Below the progress bar, the same 'Demographics', 'School', 'Dependency', and 'Financial' indicators are shown. The main content area displays a 'Not Required' message with a document icon and the text: 'Based on the answers you have selected, you are not required to answer any questions in this section.' 'Previous' and 'Next' buttons are at the bottom, with 'Section 2 of 6' in the center.

# CADAA SECTION 4: STUDENT FINANCIAL INFORMATION


The remaining financial questions will ask about “your (and spouse’s)” information, regardless of if you are married.

You will be asked for your Adjusted Gross Income (AGI) and income tax from your 2020 federal income tax return.


**Tip:** The CADAA tells you on what line of your tax return you can find the requested information. Carefully follow these instructions.

Academic Year 2022


!

Student





!

Parent


!

Sign & Submit


Auto Hint ☐

Demographics  School  Dependency  Financial 

Section II - Student IRS Information

36) \* What was your (and spouse's) adjusted gross income for 2020? Adjusted gross income is on IRS Form 1040—line 11. 

\$  .00

37) \* Enter your (and spouse's) income tax for 2020. Income tax amount is the total of IRS Form 1040—line 22 minus Schedule 2—line 2. If negative, enter a zero here. 

\$  .00

Previous

Section 2 of 6

Next

# CADAA SECTION 4: STUDENT FINANCIAL INFORMATION

## Student Income from Work

You will be asked to report how much money you made from **working**. Include the information from your W-2 forms (box numbers 1 + 8) and 1099 forms.


If you did not work, enter zero. This question can't be left blank.

## Student Assets

You will also be asked to provide information about your current assets such as cash, savings and checking accounts, but not retirement plan accounts.


Academic Year 2022

!




Student

!







Parent

!




Sign & Submit


Auto Hint ☐

Demographics  School  Dependency  Financial 


Section III - Student Assets and Wages

39) \* How much did you earn from working (wages, salaries, tips, etc.) in 2020? 


\$

41) \* As of today, what is your (and spouse's) total current balance of cash, savings and checking accounts? 

\$

42) \* As of today, what is the net worth of your (and spouse's) investments, including real estate? Don't include the home you live in. 

\$

43) \* As of today, what is the net worth of your (and spouse's) current businesses and/or investment farms? Don't include a family farm or family business with 100 or fewer full-time or full-time equivalent employees. 

\$

Previous

Section 3 of 6

Next



# CADAA SECTION 4: STUDENT FINANCIAL INFORMATION

These questions concern amounts that may have been included in the income reported on your federal income tax return.

These amounts are subtracted from income to ensure that they do not count against your financial aid eligibility.

Some types of financial aid, such as Americorps, Federal Work-Study and the taxable portion of college grants and scholarships, may have been included in taxable income on your federal income tax return.

A Cooperative Education Program is a college program that allows a student to apply their classroom knowledge to a paid work experience in a field related to their academic or career goals.

## Section IV - Student additional IRS /Financial Information

44) Student's 2020 Additional Financial Information. Enter combined amounts for you and your spouse.

a. Education credits (American Opportunity Tax Credit and Lifetime Learning Tax Credit) from IRS Form 1040 Schedule 3—line 3. ⓘ

\$  .00

b. Child support you paid because of divorce or separation or as a result of a legal requirement. Do not include support for children in your household. ⓘ

\$  .00

c. Taxable earnings from need-based employment programs, such as Federal Work-Study and need-based employment portions of fellowships and assistantships. ⓘ

\$  .00

d. Taxable college grant and scholarship aid reported to IRS in your adjusted gross income. Includes AmeriCorps benefits (awards, living allowances, and interest accrual payments), as well as grant and scholarship portions of fellowships and assistantships. ⓘ

\$  .00

e. Combat pay or special combat pay. Only enter the amount that was taxable and included in your adjusted gross income. Don't include untaxed combat pay. ⓘ

\$  .00

f. Earnings from work under a Cooperative Education Program offered by a college. ⓘ

\$  .00

Previous

Section 4 of 6

Next

# CADAA SECTION 4: STUDENT FINANCIAL INFORMATION

These questions concern types of income that are not reported on your federal income tax return. This “untaxed income” will be added to your adjusted gross income (AGI) or income earned from work to yield total income.

**Do not report any of the following Information as income earned from work or untaxed income.**

- Extended Foster Care (AB 12) benefits
- Welfare (CalWORKs) payments
- Untaxed Social Security benefits
- Supplemental Security Income (SSI) — do not confuse with Social Security Disability Insurance (SSDI)

## Section V - Student Untaxed Information

45) Student's 2020 Untaxed Income. Enter combined amounts for you and your spouse.

a. Payments to tax-deferred pension and savings plans (paid directly or withheld from earnings), including, but not limited to, amounts reported on the W-2 Form in Boxes 12a through 12d, coded D, E, F, G, H, and S. Don't include amounts reported in code DD (employer contributions toward employee health benefits). ⓘ

\$  .00

b. IRA deductions and payments to self-employed SEP, SIMPLE, Keogh and other qualified plans from IRS Form 1040 Schedule 1—total of lines 15 + 19. ⓘ

\$  .00

c. Child support received for all children. Do not include foster care or adoption payments. ⓘ

\$  .00

d. Tax exempt interest income from IRS Form 1040—line 2a. ⓘ

\$  .00

e. Untaxed portions of IRA distributions and pensions from IRS Form 1040—(lines 4a + 5a) minus (lines 4b + 5b). Exclude rollovers. If negative, enter a zero here. ⓘ

\$  .00

g. Housing, food, and other living allowances paid to members of the military, clergy, and others (including cash payments and cash value benefits). Do not include the value of on-base military housing or the value of a basic military allowance for housing. ⓘ

\$  .00

h. Veterans noneducational benefits such as Disability, Death Pension, or Dependency & Indemnity Compensation (DIC) and/or VA Educational Work-Study ⓘ

\$  .00

i. Other untaxed income not reported in items 44a through 44g, such as workers' compensation, disability benefits, untaxed foreign income, etc. Also include the untaxed portions of health savings accounts from IRS Form 1040 Schedule 1—line 12. Don't include extended foster care benefits, student aid, earned income credit, additional child tax credit, welfare payments, untaxed Social Security benefits, Supplemental Security Income, Workforce Innovation and Opportunity Act educational benefits, on-base military housing or a military housing allowance, combat pay, benefits from flexible spending arrangements (e.g., cafeteria plans), foreign income exclusion or credit for federal tax on special fuels. ⓘ

\$  .00

j. Money received, or paid on your behalf (e.g., bills), not reported elsewhere on this form. This includes money that you received from a parent or other person whose financial information is not reported on this form and that is not part of a legal child support agreement. ⓘ

\$  .00

# CADAA SECTION 4: STUDENT FINANCIAL INFORMATION

## Student Untaxed Income Continued:

### Untaxed income that you should report may include:

- Contributions to retirement plans
- Child support *received* (not child support *paid*)
- Cash support received, such as if someone paid your bills.

#### Section V - Student Untaxed Information

45) Student's 2020 Untaxed Income. Enter combined amounts for you and your spouse.

a. Payments to tax-deferred pension and savings plans (paid directly or withheld from earnings), including, but not limited to, amounts reported on the W-2 Form in Boxes 12a through 12d, coded D, E, F, G, H, and S. Don't include amounts reported in code DD (employer contributions toward employee health benefits). ⓘ

\$  .00

b. IRA deductions and payments to self-employed SEP, SIMPLE, Keogh and other qualified plans from IRS Form 1040 Schedule 1—total of lines 15 + 19. ⓘ

\$  .00

c. Child support received for all children. Do not include foster care or adoption payments. ⓘ

\$  .00

d. Tax exempt interest income from IRS Form 1040—line 2a. ⓘ

\$  .00

e. Untaxed portions of IRA distributions and pensions from IRS Form 1040—(lines 4a + 5a) minus (lines 4b + 5b). Exclude rollovers. If negative, enter a zero here. ⓘ

\$  .00

g. Housing, food, and other living allowances paid to members of the military, clergy, and others (including cash payments and cash value benefits). Do not include the value of on-base military housing or the value of a basic military allowance for housing. ⓘ

\$  .00

h. Veterans noneducational benefits such as Disability, Death Pension, or Dependency & Indemnity Compensation (DIC) and/or VA Educational Work-Study ⓘ

\$  .00

i. Other untaxed income not reported in items 44a through 44g, such as workers' compensation, disability benefits, untaxed foreign income, etc. Also include the untaxed portions of health savings accounts from IRS Form 1040 Schedule 1—line 12. Don't include extended foster care benefits, student aid, earned income credit, additional child tax credit, welfare payments, untaxed Social Security benefits, Supplemental Security Income, Workforce Innovation and Opportunity Act educational benefits, on-base military housing or a military housing allowance, combat pay, benefits from flexible spending arrangements (e.g., cafeteria plans), foreign income exclusion or credit for federal tax on special fuels. ⓘ

\$  .00

j. Money received, or paid on your behalf (e.g., bills), not reported elsewhere on this form. This includes money that you received from a parent or other person whose financial information is not reported on this form and that is not part of a legal child support agreement. ⓘ

\$  .00

# CADAA SECTION 4: STUDENT FINANCIAL INFORMATION

This question asks whether the student received certain federal benefits during **2020 and 2021**.

- Medi-Cal (Medicaid)
- Supplemental Security Income (SSI)
- CalFresh (Food Stamps or SNAP)
- Free or Reduced Price School Lunch
- CalWORKS (TANF)
- Special Supplemental Nutrition Program for Women, Infants and Children (WIC)

Checking any of these boxes will not affect your eligibility for these benefits. It also will not reduce your eligibility for state student financial aid.

See next page for information about “dislocated worker” status.

Academic Year 2022

Progress bar: Student (100%), Parent (0%), Sign & Submit (0%)

Demographics ✓ School ✓ Dependency ! Financial !

Section VI - Student Benefit Programs

\* In 2020 or 2021, did the Student receive benefits from any of the federal benefits programs listed below?

Check all that apply or check **None of the Above**. ⓘ

101) ☐ Medicaid or Supplemental Security Income (SSI)

102) ☐ Supplemental Nutrition Assistance Program (SNAP)(CalFresh in California)

103) ☐ Free or Reduced Price School Lunch

104) ☐ Temporary Assistance for Needy Families (TANF) (CalWORKS in California)

105) ☐ Special Supplemental Nutrition Program for Women, Infants, and Children (WIC)

☐ None of the Above

106) As of today, is the Student (or spouse) a dislocated worker? ⓘ

-- Select --

Previous Section 6 of 6 Next

## CADAA SECTION 4: STUDENT FINANCIAL INFORMATION

**Dislocated worker:** this includes anyone who experienced an involuntary loss of employment, such as anyone who

- Is receiving unemployment benefits due to being laid off or losing a job and is unlikely to return to a previous occupation
- Has been laid off or received a lay-off notice from a job
- Was self-employed but is now unemployed due to economic conditions or natural disaster (e.g., COVID-19)
- Is the spouse of an active-duty member of the U.S. Armed Forces and
  - has experienced a loss of employment because of relocating due to a permanent change in duty station or
  - is unemployed or underemployed, and is experiencing difficulty in obtaining or upgrading employment
- Is a displaced homemaker. A displaced homemaker is generally a person who previously provided unpaid services to the family (e.g., a stay-at-home mom or dad), is no longer supported by the spouse, is unemployed or underemployed, and is having trouble finding or upgrading employment.



**TIP**

## **What if your income has changed since 2020?**

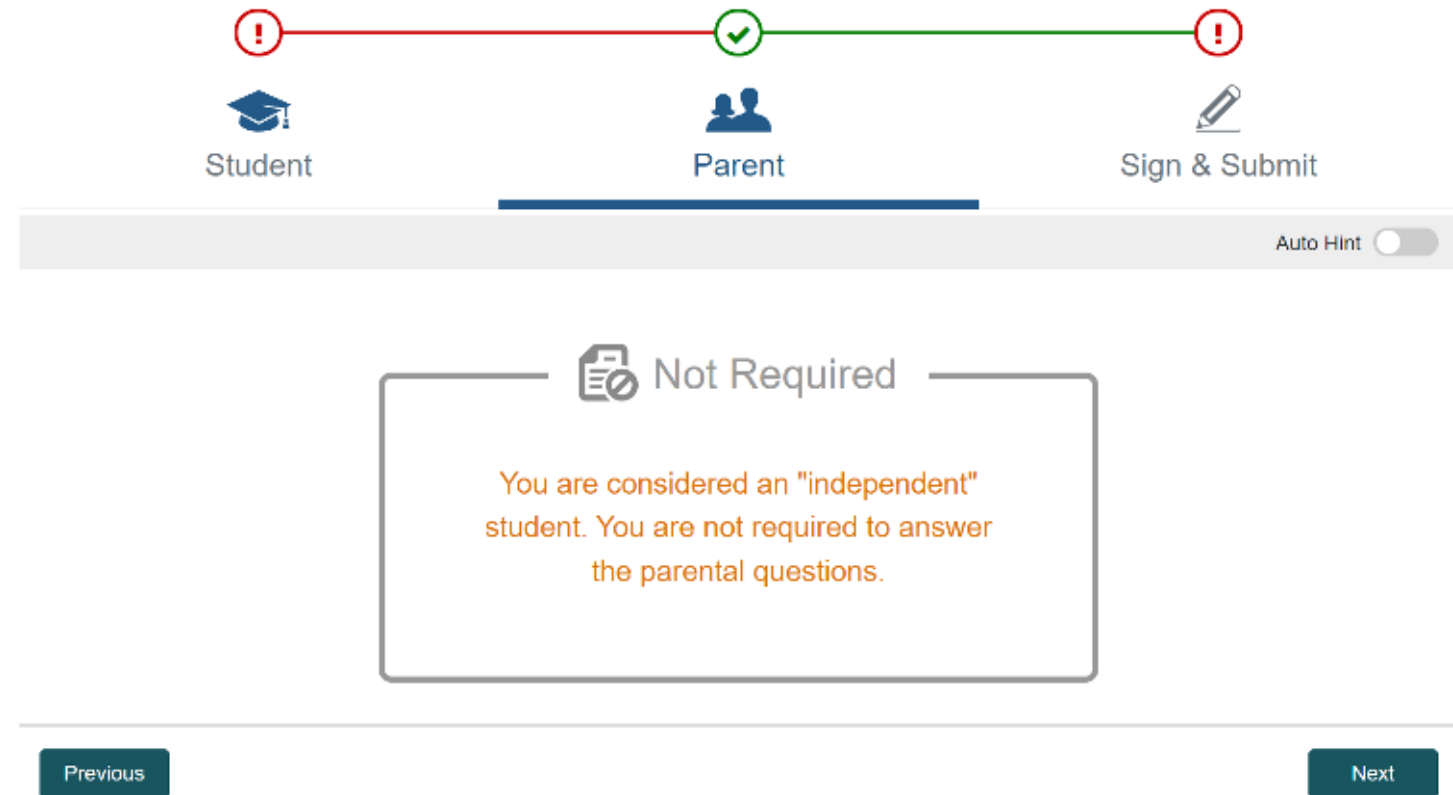
If your income has decreased since 2020, for example, you lost a job or had your hours significantly reduced, contact the financial aid office at the school you plan to attend. They can recalculate your financial aid award to reflect your current income.

SECTIONS 5 AND 6 OF THE CADAA:

# PARENT INFORMATION

# CADAA SECTIONS 5 AND 6: PARENT INFORMATION

If you were determined to be **"Independent"** you will **not** be required to complete the Parent Demographics and Parent Financials sections.






# SECTION 7 OF THE CADAA: **SIGN & SUBMIT**

*The final section of the CADAA!*

# CADAA SECTION 7: SIGN & SUBMIT

Read the signing statement before signing the CADAA.

To sign the CADAA, check the box and click on the Submit button.

If there is any invalid data, you will be asked to correct the errors before saving or submitting the application. The sections containing the errors will be marked with a red exclamation point. 

After you have corrected the errors, you can click on the Submit button again to sign the CADAA.

You will then be told that your application is being processed. This can take up to 24 hours. If you need to make any changes or corrections, you must wait until the CADAA is processed.

Academic Year 2022




Student



Parent



Sign & Submit

Signature 

Confirmation

CalSAR

## READ BEFORE PROCEEDING

By signing this application electronically or by signing a signature page and mailing it to us, YOU, as the STUDENT, certify that:

- You will use state student financial aid only to pay the cost of attending an institution of higher education;
- You are not in default on any student loan or have made satisfactory arrangements to repay it;
- You do not owe money back on any student grant or have made satisfactory arrangements to repay it;
- You will notify your college if you default on any student loan; and
- You will not receive a Cal Grant from more than one college for the same period of time.

If you are the parent or the student, by signing this application you agree, if asked, to provide information that will verify the accuracy of your completed form. This information may include U.S. or state income tax forms that you filed or are required to file. Also, you certify that you understand that the California Attorney General has the authority to verify information reported on this application with the Franchise Tax Board and other state or federal agencies. If you sign any document related to the state student aid programs electronically, you certify that you are the person identified. If you purposely give false or misleading information, you may be fined up to \$20,000, sent to prison, or both.

- ☐ By clicking Submit below, I am affirming that the information I listed on this application is true and correct to the best of my knowledge. I understand that it is illegal to report false or misleading information. I certify under penalty of perjury under the laws of the State of California that the foregoing is true and correct.

Signature

Submit

# CADAA SECTION 7: CONFIRMATION PAGE

The Confirmation Page shows that your CADAA has been submitted.

It provides your CA Dream ID number and the date the CADAA was submitted.

Save or print a copy of the Confirmation Page.

The Confirmation Page may identify actions you will need to take to ensure that your eligibility can be determined.

**IMPORTANT NOTICE:**  
Males are no longer required to register with the Selective Service in order to qualify for state financial aid. However, this is a new law and this comment code may still appear on your Confirmation Page. Students can disregard this notice and no further action is required.

Signature **Confirmation** CalSAR

2022 - 2023 CA Dream Act Application Confirmation Page

Section	Comment Codes
Resolve the following issue(s); if these issue(s) remain unresolved, you may be unable to receive financial aid consideration.	001
Males, between ages of 18 and 25, are required to register for Selective Service prior to receiving financial aid for college.	020
<b>There are issues with your CA Dream Act Application that need to be resolved before your eligibility can be determined. Be sure to read all the comment codes listed on this page, review your application and make any necessary corrections to your CA Dream Act Application.</b>	<b>047</b>
Corrections can be made 24 hours after submitting your application by logging back into your application at <a href="http://www.caldreamact.org">www.caldreamact.org</a> . You must use your User ID and password to retrieve your CA Dream Act Application. If you need additional help with your application, contact the Customer Relations Branch at the California Student Aid Commission Mon-Fri from 8:00 am to 4:45 pm at 1-888-224-7268 or by email at <a href="mailto:studentsupport@csac.ca.gov">studentsupport@csac.ca.gov</a> . If your mailing address or email address changes, you must make the correction on your CA Dream Act Application. <b>Click here</b> for more information regarding Cal Grant application process.	006
Your college is responsible for verifying your AB 540 eligibility. Check with your colleges Admissions office before the term starts.	280

III-Next Steps

# AFTER THE CADAA


*Filling out the CADAA is just the first step.*


# CALIFORNIA STUDENT AID REPORT (CaI SAR)


After 24 hours (possibly sooner), you will be able to download your California Student Aid Report (CaI SAR).

Click on the print icon to download or print the CaI SAR.

Academic Year 2022

  
Student

  
Parent


  
Sign & Submit

Signature

Confirmation

CaISAR

CaI Student Aid Reports

Transaction Number	Submitted By	Processed	Print
1	Student	10/05/2021	

Logout

# CALIFORNIA STUDENT AID REPORT (Cal SAR)

This is an example of a California Student Aid Report (Cal SAR).

The Cal SAR summarizes the information you submitted on the CADAA. Review it to confirm that there aren't any errors.

After your CADAA is processed, the Cal SAR will include your expected family contribution near the top right of the first page, after the word "EFC." This example shows an EFC of \$0. An EFC of \$0 means the student will likely qualify for maximum aid.

Save or print a copy of the Cal SAR.



## California Student Aid Commission CA Dream Act Student Aid Report(2022-2023)

### CA Dream Act Application Data

- Assumed fields, based on the data you entered, are marked with an "\*" (asterisk) sign.
- The fields that are changed from last transaction are displayed in red.
- Parental data may still appear on the Cal SAR for applicant's that were initially deemed as a dependent student, but have changed to independent. However, only the student's information will be used in the determination of financial aid eligibility.

#### Dream ID:

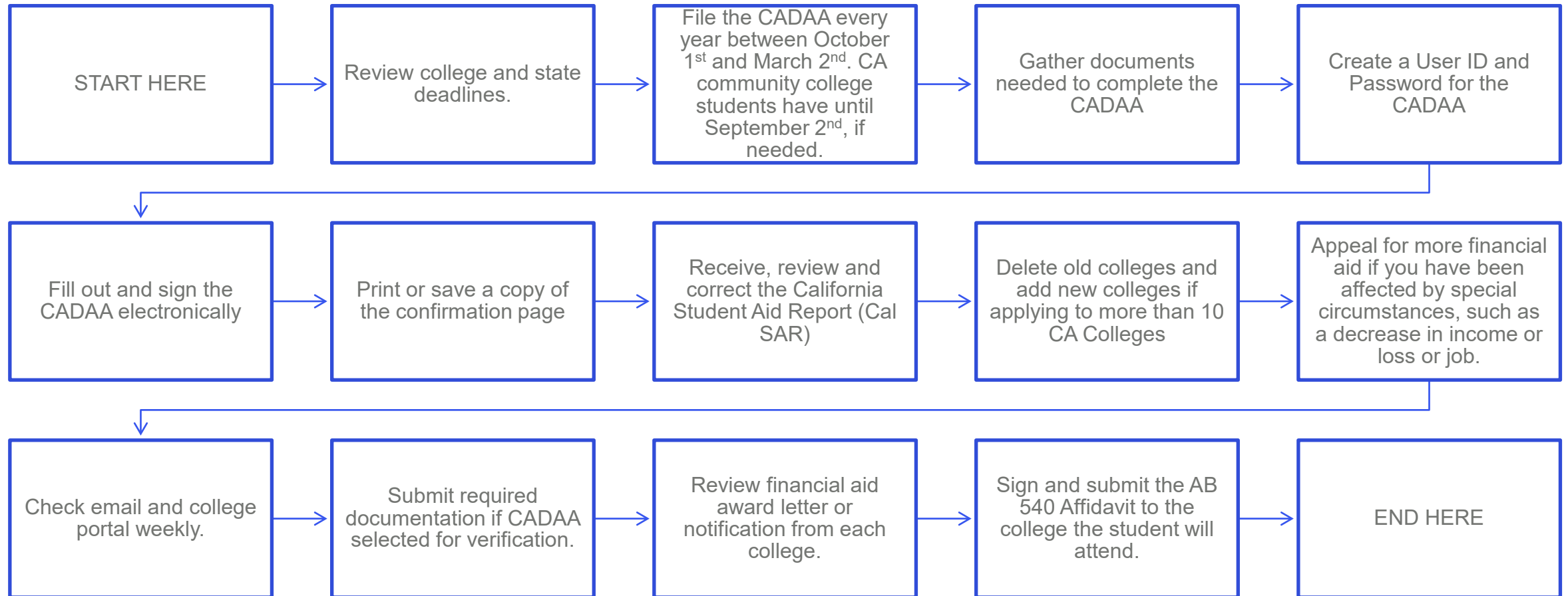
Transaction Number: 2 Submitted By: JUST TESTING Processed: 10/5/21 EFC: \$0

1. Your Last Name	TESTING
2. Your First Name	JUST
3. Your Middle Initial	
4. Your Street or Post Office Mailing Address	
5. Your City	
6. Your State	CA
7. Your Zip Code	
8. Your Social Security Number (SSN) or Individual Taxpayer ID Number (ITIN)	
9. Your Date of Birth	
10. Your Permanent Phone Number	
11. Your Statewide Student Identification Number (SSID)	
12. Your Permanent Cell or Alternate Phone Number	
13. Your Driver's License Number	
14. Your Driver's License State	
15. Your Email Address	
16. Your Citizenship Status	Not a citizen or eligible noncitizen
17. Your Alien Registration Number	
18. Your marital status as of today	Single
19. Month and the year you were married, remarried, separated, divorced or widowed.	
20. In what state do you live?	CALIFORNIA
21. Did you reside in this state before January 1, 2017?	Yes
22. If "No" give month/year you began to reside in this state?	
23. Are you male or female?	Male

# AB540 AFFIDAVIT

- Submit a signed “Non-Resident Exemption” Request, also known as an “AB 540 Affidavit” in order to qualify for aid through the CADAA!
- This form states that you meet all the requirements to qualify for a non-resident exemption under AB 540 and, if you are undocumented, that you are in the process of legalizing your immigration status (or will do so as soon as you are eligible).
- A student should get the affidavit from the office of admission at the college the student plans to attend.
- You should complete this form upon accepting an offer to attend a college in California and at least one semester or quarter before you are scheduled to start classes.

# Summary of the CADAA Process





# CREATE A WEBGRANTS ACCOUNT

*Create this to view the status of your CADAA and Cal Grant*

# WebGrants 4 Students: [mygrantinfo.csac.ca.gov](https://mygrantinfo.csac.ca.gov)

- **Students will need to wait to create a WebGrants account until their CADAA is processed.** It can take 24 hours for the CADAA to process and link to WebGrants.
- Colleges will receive CADAA information within 7-10 days. Colleges may request documentation to verify the information you provided on the Dream Act Application.



# Edit Profile – Contact Info

**TIP: Make sure your contact information is up to date so CSAC can reach you.**

**CSAC communicates with students through their email address.**

Here is the screen where you can edit contact information

The screenshot shows a web application window titled "Edit Profile" with a yellow header bar. Below the header, there are four tabs: "Contact Info" (selected), "Demographic", "3rd Party Access", and "History of Previous Changes". The "Contact Info" tab contains several form fields with green borders and red asterisks indicating required fields. The fields are: "Address\*" (with a house icon), "Mobile Phone\*" (with a phone icon), "Alternate Phone" (with a phone icon), "Primary Email\*" (with an envelope icon), and "Alternate Email" (with an envelope icon). The "Address\*" field is filled with "20612 PIONEER BLVD", "LAKEWOOD", "CA", and "90715". Below the address fields, a green message states "Address has been verified as a valid information". The "Mobile Phone\*" field is filled with "626-784-8323". The "Alternate Phone" field is filled with "000-000-0000". The "Primary Email\*" field is filled with "pshaner924@gmail.com". The "Alternate Email" field is filled with "example@domain.com". At the bottom of the form, there are two buttons: "Save Changes" and "Reset". In the bottom right corner of the window, there is a "Close" button.

**Edit Profile**

**Contact Info** Demographic 3rd Party Access History of Previous Changes

**Address\*** 20612 PIONEER BLVD  
LAKEWOOD CA 90715  
Address has been verified as a valid information

**Mobile Phone\*** 626-784-8323

**Alternate Phone** 000-000-0000

**Primary Email\*** pshaner924@gmail.com

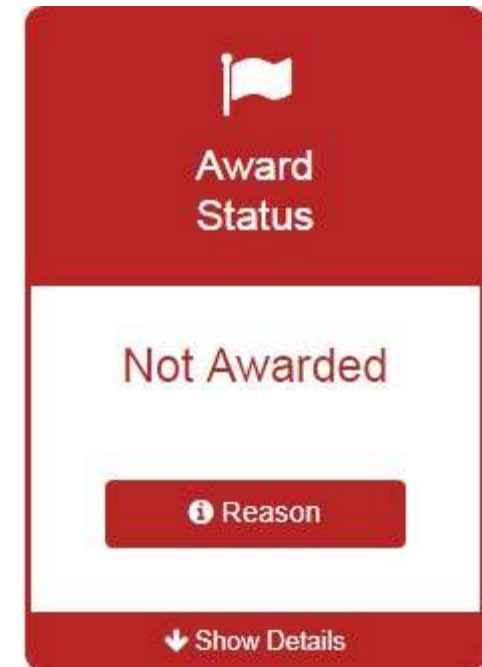
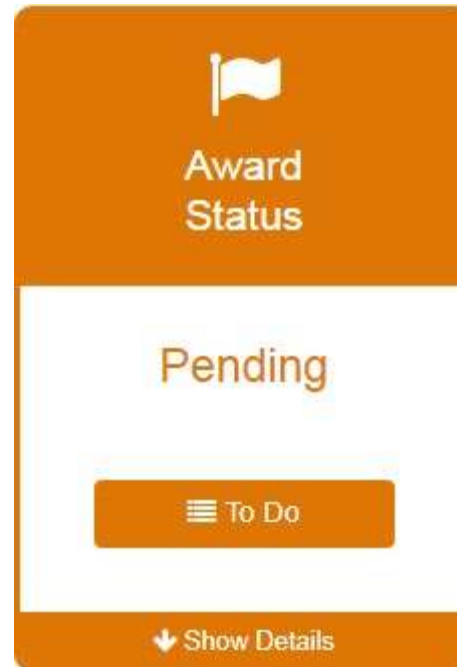
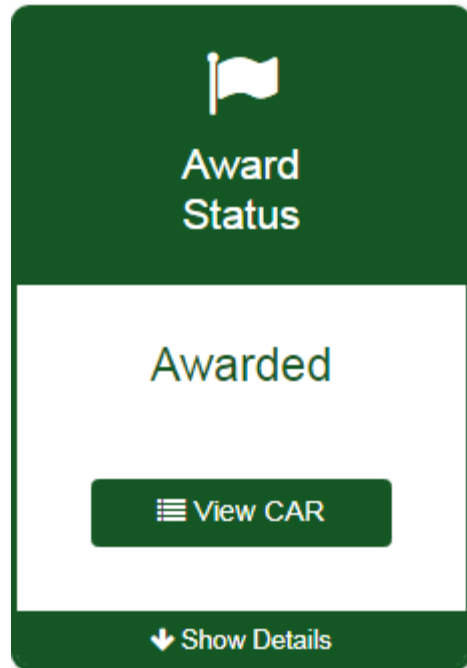
**Alternate Email** example@domain.com

Save Changes Reset

Close

# Check Your Award Status

Below are the possible award status cards in Webgrants. If your award status is pending, select "To Do" to determine next steps. If your award status is "not awarded," click on "Reason" to learn more and consult with the financial aid office or CSAC if you believe there is an error.





## WebGrants To Do's

- ☐ 1. Check your award status and amount for the Cal Grant
- ☐ 2. Verify if there are any “pending” items or forms that still need to be completed
- ☐ 3. Confirm that your school of attendance is accurate. This is referring to the college you plan to attend, not your high school.
- ☐ 4. Verify that your GPA has been received. If not, contact your high school counselor or the California Student Aid Commission (CSAC).
- ☐ 5. Enter your high school graduation date. This will become available on the 1st day of the month of your planned graduation.

# Congrats! You Did It!

## Remember:



- Continue to check your email and college student portal weekly. The college will communicate with you if they need more information. Even after college starts, continue to check it often.
- Respond promptly to any information request to provide verification in order to receive your financial aid, such as a verification of foster youth status or an IRS Verification of Nonfiling Letter (if you didn't file taxes)
- Update all of your accounts if your address, email or phone number changes (e.g. WebGrants, college portal, FAFSA/CADAA, etc.)
- Apply for other scholarships and campus support programs such as EOP, EOPS, or Disability Student Services.
- Check out the *Financial Aid Guide for California Homeless Youth* to learn how to maintain your financial aid at: [jbay.org/resources/financial-aid-guide-for-ca-homeless-youth/](http://jbay.org/resources/financial-aid-guide-for-ca-homeless-youth/). Once you receive financial aid, there are requirements you need to meet to keep receiving it.
- Reapply for CADAA every year!

# HELPFUL RESOURCES


# Sources of Free Help with the CADAA

- Live Help built into CADAA (Turn on “Auto Hint”)
- California Student Aid Commission (CSAC)
  - 1-888-CA-GRANT (1-888-224-7268)
  - If hearing impaired: 1-800-735-2929 (TTY) or 1-800-735-2922 (Voice)
  - StudentSupport@csac.ca.gov
- California Cash for College – [cash4college.csac.ca.gov](https://cash4college.csac.ca.gov)
- IRS Get a Tax Return Transcript – 1-800-908-9946



# California Cash for College

- FREE virtual workshops to help complete FAFSA or CADAA applications for students
- Offered in multiple languages
- For high school and college students and their families
- Financial Aid Experts and Volunteers Help Complete Applications



# Resources for Undocumented Students at CA Public Colleges and Universities

- **Dreamer Resource Centers:** Most public colleges in California have a Dreamer Resource Center or Dream Success Center or similar for their undocumented students that offers a range of support and resources.
- **Resources for students attending Cal State University (CSU) campuses:**  
<https://www.calstate.edu/attend/student-services/resources-for-undocumented-students>
- **Resources for students attending University of California (UC) campuses:**  
<https://undoc.universityofcalifornia.edu/>
- **Resources for students attending a California Community College (CCC) campus, including contacts for UndocuLiaisons found at every campus:** <https://www.cccco.edu/Students/Support-Services/Special-population/Undocumented-Students>
- **Immigrants Rising:** Resources for undocumented youth to pursue a higher education and career found here: <https://immigrantsrising.org/>

# Scholarships for Undocumented Students

- Search for scholarships on free scholarship matching websites, such as Fastweb.com and the College Board's Big Future website
- Students should apply for all scholarships for which they may be eligible
- For lists of scholarships, visit
  - [www.maldef.org/resources/scholarship-resources/](http://www.maldef.org/resources/scholarship-resources/)
  - [immigrantsrising.org](http://immigrantsrising.org)
  - [goldendoorscholars.org](http://goldendoorscholars.org)

# California Dream Act Service Incentive Grant Program

- Encourages CADAA students with a Cal Grant B award to perform community or volunteer service
- 2,500 eligible students will receive up to \$3,000 per academic year
- Renewable for up to 8 semesters or 12 quarters
- Recipients must maintain Satisfactory Academic Progress (SAP), such as earning at least a 2.0 GPA on a 4.0 scale
- For more information, visit [www.csac.ca.gov/dsig](http://www.csac.ca.gov/dsig)